

POLARIS
RANGER
2022 ACCESSORIES + APPAREL



HARDEST WORKING.

SMOOTHEST RIDING.



For the past two decades, RANGER has set the standard through unrivaled strength, unmatched capability and next-level comfort, making it the number one utility side-by-side for over 10-years running.

2022 LINEUP

XP 1000 / 1000 / DIESEL

P. 16



RANGER 1000



RANGER CREW 1000



RANGER XP 1000



RANGER XP 1000 ABS



RANGER CREW XP 1000



RANGER DIESEL



RANGER 1000 NORDIC PRO



RANGER XP 1000 NORDIC PRO



RANGER DIESEL DELUXE

SP 570 / 500 MIDSIZE 2-SEAT & CREW

P. 70



RANGER SP 570



RANGER SP 570 HUNTER EDITION



RANGER SP 570 NORDIC PRO



RANGER EV

150 EFI YOUTH

P. 92



RANGER 150 EFI



CONTENTS

XP 1000 / 1000 / DIESEL 16

ROOFS	18
WINDSHIELDS	20
REAR PANELS	22
DOORS	24
CAB KITS	26
CAB COMFORT & CONVENIENCE	28
WINCHES	30
PROTECTION	32
AUDIO	34
STORAGE	38

COMMON ACCESSORIES 44

CONNECTED TECHNOLOGY	44
ELECTRICAL ACCESSORIES	46
COOLERS	48
HUNT	50
COLD WEATHER	52
PLOWS	54
LIGHTING	58
WHEELS & TIRES	60

SP 570 2-SEAT & CREW 70

ROOFS & DOORS	72
WINDSHIELDS & REAR PANELS	74
CAB KITS	76
AUDIO & CONVENIENCE	78
PROTECTION & WINCHES	79
STORAGE	80

500/EV/570 2-SEAT & CREW 82

ROOFS & DOORS	82
WINDSHIELDS & REAR PANELS	84
CAB KITS	86
CONVENIENCE & PROTECTION	88
WINCHES	89
STORAGE	90

150 EFI YOUTH 92

PARTS & GARAGE 94

MAINTENANCE	94
OIL & LUBRICANTS	96
HD PARTS	98
SERVICE PARTS	100
CLEANERS & TRAILERING	102

APPAREL 104

RACING COLLECTION	104
RIDING GEAR	106
HELMETS & GOGGLES	108
MEN'S APPAREL	110
WOMEN'S APPAREL	116
MERCHANDISE	118

TAKE YOUR
2022 RANGER
TO THE NEXT LEVEL

Customize your experience by adding Cab Kits.



**RANGER 1000
XP 1000 / DIESEL**

CAB KITS AVAILABLE P. 26-27

FULL CAB PREMIUM
FULL CAB NORDIC
FULL CAB
HALF CAB



RANGER 570 SP

CAB KITS AVAILABLE P. 76-77

FULL CAB
HALF CAB



RANGER EV / 570

CAB KITS AVAILABLE P. 86-87

FULL CAB
HALF CAB



DESIGNED



Designed by the same people who designed your vehicle.

TESTED



Extensively tested in the field so you ride with 100% confidence.

TRUSTED



65 years in the business. The #1 name in Off-Road.

INTRODUCING OUR NEWEST PARTNER



Introducing an industry exclusive – Rhino-Rack® storage solutions designed specifically for Polaris RANGER. From opposite sides of the globe, the most capable machines in the off-road world meet a trusted outdoor adventure brand to deliver industry-exclusive, purpose-built roof racks, bed racks and accessories to help Polaris RANGER users have more fun and get more done. Designed for perfect integration and tested to off-road standards, a Rhino-Rack®-equipped RANGER will help you get more storage capacity out of your machine – so you can stay prepared for whatever they day may bring.



WE HOLD OUR PARTNERS TO THE SAME STANDARDS



WHEELS, TIRES & LIGHTING DESIGNED WITH POLARIS TO MAXIMIZE PERFORMANCE
P. 58 & 60



IGNITE AND FUEL YOUR PASSION FOR PRECISE QUALITY SOUND REPRODUCTION
P. 34



PRODUCTS SO GOOD THEY REPLACE OR REPAIR THEM FOR LIFE
P. 58



DARE TO LISTEN
P. 78



MAKING PRODUCTS FOR AVID SPORTSMEN SINCE 1943
P. 50



BRING IT ALL. BRING IT ON.
P. 38



INTRODUCING THE NEW INDUSTRY-EXCLUSIVE
RHINO-RACK® STORAGE SOLUTIONS

BRING IT ALL.
BRING IT ON.

SEE RHINO-RACK® PRODUCTS ON P. 38



INTRODUCING THE NEW
RANGER SP 570

GET MORE DONE.
HAVE MORE FUN.



NEXT-LEVEL COMFORT

LEVERAGE THE FULL
CAPABILITIES OF YOUR
MACHINE YEAR-ROUND.



SUPERIOR INTEGRATION

MAKE WORK EASIER WITH YOUR
VEHICLE BUILT TO ADD ESSENTIAL
ACCESSORIES FOR ANY JOB.




DO MORE

TACKLE ANY JOB AND
LEAVE NOTHING BEHIND.




ENGINEERED FOR MORE



HARDEST WORKING, SMOOTHEST RIDING.

RANGER is a trusted, most capable, work partner. Developed and tested along with the vehicle, Polaris Engineered Accessories are designed for seamless integration and simple installation to get more done, year-round.

SUPERIOR INTEGRATION



PLUG AND PLAY ELECTRICAL

A revolution in electrical accessory integration, the Polaris PULSE Electrical System allows for a simple plug and play approach for adding power to Polaris Engineered Accessories.



RANGER XP 1000/1000 P.30
RANGER SP 570 P.79

INTEGRATED WINCH MOUNT & PRE-WIRED

Designated mounting points and pre-wired connectors ensure a perfect fit and the strongest place to attach the Polaris Engineered winch - the most dependable winch for your RANGER. With wiring built right into the vehicle, we made this the easiest RANGER winch ever to install.



INTEGRATED PLOW MOUNT*

The attachment points for the Glacier Plow System are integrated right at the factory and feature an innovative drive-up and go installation process.

*Integrated Plow Mount not included on RANGER SP 570 Non-Premium/Non-NorthStar Models



DO MORE

LOCK & RIDE

CARGO BOX VERSATILITY

Lock & Ride mounting locations allow for limitless customization to let you work the way you want.

RANGER XP 1000/1000 P.40
RANGER SP 570 P.80

BRING IT ALL. BRING IT ON.



STORAGE VERSATILITY

Rhino-Rack® roof rack and bed rack solutions offer 40% more storage capacity so you never have to leave tools or gear behind.

RANGER XP 1000/1000 P.38

NEXT-LEVEL COMFORT

OUR BEST SEALING CAB

With the profile channels engineered into the roll cage, body plastics molded to seal and cab accessories designed to keep the elements out, the RANGER Pro Shield Cab System offers a new level of interior comfort.



RANGER XP 1000/1000 P.18
RANGER SP 570 P.72



NEXT-LEVEL COMFORT

Look for the RANGER PRO SHIELD Logo for the four components to customize your RANGER with our best sealing cab.



BUILD YOUR CAB SYSTEM

- 1 CHOOSE YOUR ROOF**
RANGER XP 1000 P.18
RANGER SP 570 P.72
- 2 CHOOSE YOUR WINDSHIELD**
RANGER XP 1000 P.20
RANGER SP 570 P.74
- 3 CHOOSE YOUR REAR PANEL**
RANGER XP 1000 P.22
RANGER SP 570 P.75
- 4 CHOOSE YOUR DOORS**
RANGER XP 1000 P.24
RANGER SP 570 P.73



- ULTIMATE CLARITY**
Tempered safety glass, clear to see through and shatterproof.
- COLOR MATCHED**
Key color matched accent panels available.
- PROTECTION**
Inner and outer shells are made from high-quality, injection-molded plastics using a state-of-the-art process to shield from the elements and more.
- DURABLE CONSTRUCTION**
With a 2.5 cm tube steel frame, these doors can handle the rigors of the off-road.

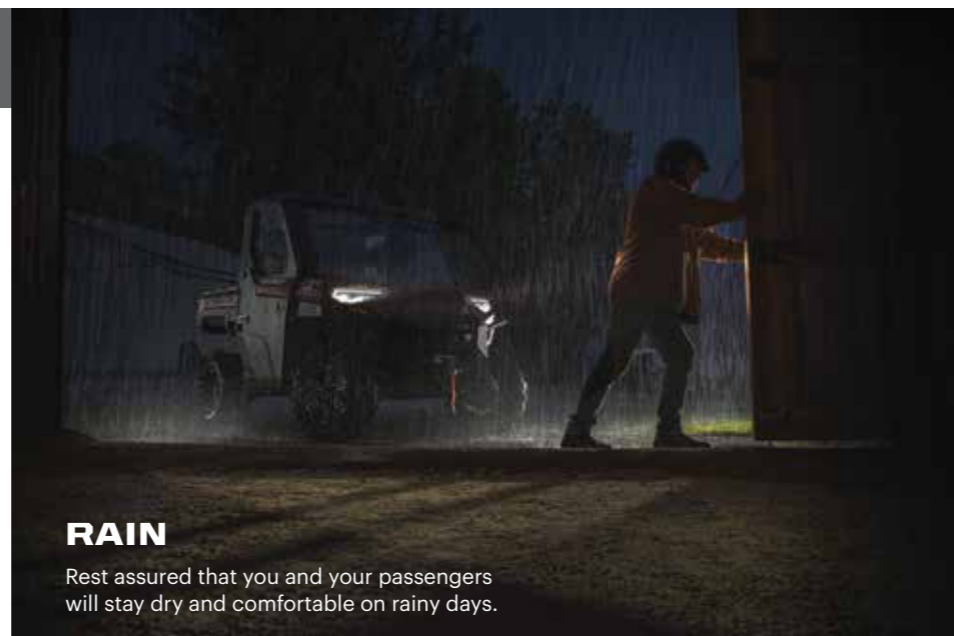


A FRAME DESIGNED FOR A CAB

All RANGER cab components fit perfectly to the contours of the profile tube cab frame, floor and body panels, allowing for a 360° gasket seal, seamless fit and installation providing unprecedented protection from the elements.

INCREASED RIDER COMFORT

Add a new level of interior comfort by adding a RANGER Pro Shield Cab System - tested to military standards. Seal out dust, water, and noise by selecting a roof, windshield, rear panel, and set of doors. Extend your work day or trail ride while protecting you and your passengers from the elements.




RAIN

Rest assured that you and your passengers will stay dry and comfortable on rainy days.



SNOW

Keep cold wind and snow out in winter months.



DUST

Reduce dust swirl in the cab of your RANGER for increased comfort and visibility.

SUPERIOR INTEGRATION

POLARIS
ENGINEERED

Right from the factory, your vehicle is built to make essential accessories like winches and plows easy to use day-in and day-out. Mounting brackets are designed into the oversized factory bumper and wiring is routed securely and properly. When it comes to RANGER, Polaris Engineered Accessories make work easier so you can get more done.

PRO PRO HEAVY DUTY SERIES

HD HEAVY DUTY SERIES



RANGER XP 1000/1000 P. 30
RANGER SP 570 P. 79

POLARIS ENGINEERED WINCH FEATURES



Tested **1,200+** pulls at max load, it works when you need it to




Built to withstand **-29° C** temperatures



Sealed motor & heavy duty gears
OPERATE FULLY SUBMERGED UNDERWATER



MILITARY tested & approved



PRE-WIRED CHASSIS

Dash mounted controls and wiring are installed at the factory. Mount the winch, connect the wires and trust that everything is routed safely, securely, and properly.

NO NEED TO CUT PANELS

FULLY INTEGRATED MOUNT & WIRING

GLACIER[®] PLOW SYSTEM

P. 54



GLACIER FEATURES



To install the plow, simply lift the mount lock handle and pull forward



No loss of factory ground clearance when not plowing



Don't have to crawl under the machine to release the plow blade from the vehicle



No trimming of vehicle plastic or fascia required to mount plow or winch

Angle your blade right from your seat

25°

LEFT AND RIGHT



MAKE IT YOURS

WORK HARD AND GET IT DONE

with Polaris Engineered Accessories for your RANGER. Start with the ultimate in all-season performance and comfort with the best cab components in the industry. Find everything you need to outfit your RANGER for the task at hand.

RANGER XP 1000 /
RANGER 1000

RANCH



2882910	Under Seat Dry Storage Box	P. 28	2882529	Rear Brushguard	P. 32
2882753	8-Vent Heater & Defrost System	P. 28	2882752	LOCK & RIDE Bed Extender/Divider	P. 40
2883265	Work Beacon LED Light	P. 29	2881531	LOCK & RIDE Tip-Down Headache Rack	P. 40
2882710	Polaris Pro HD 2,722 kg Winch with Rapid Rope Recovery	P. 31	2883121	Rigid SR-Series 25 cm Spot LED Light	P. 58
2882531	Upper Front Brushguard	P. 32	2883148	Pro Armor Wheel & Tire Set: Dual Threat & 4202	P. 67



RANGER XP 1000 /
RANGER 1000

BIG GAME

2882753	8-Vent Heater & Defrost System	P. 28	2884107	LOCK & RIDE Kolpin Rhino Grip Pro	P. 51
2883265	Work Beacon LED Light	P. 29	2882077	Pro Armor 84 cm - Combo LED Light Bar	P. 59
2882710	Polaris Pro HD 2,722 kg Winch with Rapid Rope Recovery	P. 31	2883157	Pro Armor Wheel & Tire Set: Attack 2.0 & 5202	P. 66
2882690	Front Hood Storage Rack	P. 40			



RANGER XP 1000 /
RANGER 1000

WATERFOWL

2883265	Work Beacon LED Light	P. 29	2883263	In-Cab Gun Mount	P. 51
2882711	Polaris Pro HD 2,041 kg Winch with Rapid Rope Recovery	P. 31	2882076	Pro Armor 5x5 cm Cube - LED Spot Light (x2)	P. 58
2882690	Front Hood Storage Rack	P. 40	2884271	Pro Armor Wheel & Tire Set: Mud XC & 4204	P. 66
2882177	LOCK & RIDE CargoMax System	P. 40			



RANGER XP 1000 /
RANGER 1000

CRAFTSMAN

2882711	Polaris Pro HD 2,041 kg Winch with Rapid Rope Recovery	P. 31	2883279	LOCK & RIDE Storage Box	P. 43
2882752	LOCK & RIDE Bed Extender/Divider	P. 40	2881533	LOCK & RIDE Tool Rack	P. 43
2882751	Cargo Bed Mat	P. 42	2882077	Pro Armor 84 cm - Combo LED Light Bar	P. 59
2879354	LOCK & RIDE Chainsaw Mount	P. 42	2882384	Wheel & Tire Set: Pro Armor Harvester & 4202	P. 66

COMPLETE LIGHTING WITH REQUIRED
LIGHT BAR HARNESSSES

SEE P. 58

ROOFS

POLY FEATURES


- Water run-off
- Polaris PULSE plug and play
- Liner ready
- Lightweight



PREMIUM FINISH AND QUIETER RIDE



SEALED COVERAGE



REDUCE STANDING WATER



EASY AND FAST INSTALLATION

POLARIS ENGINEERED ADVANTAGES

TO SHIELD AGAINST DRIVING RAIN OR THE BLISTERING SUN, a roof is the first must-have of the Polaris Engineered cab components. Choose from poly or steel, and get on your way with protective peace of mind.



PREMIUM & SPORT ROOF FEATURES

SEE AUDIO OPTIONS P.34



* PREMIUM AND SPORT FEATURES NOT AVAILABLE ON STEEL ROOFS

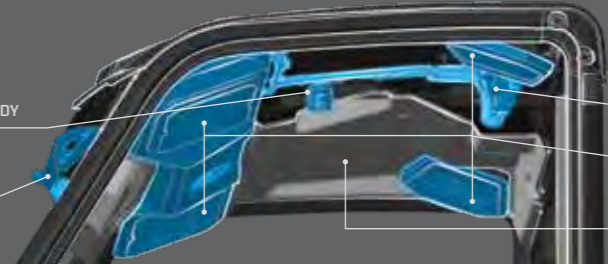
MULTI-FUNCTION LIGHT READY

WINDSHIELD WIPER & WASHER SYSTEM WIRING READY

POLARIS PULSE INTEGRATION

AUDIO READY

SOUND ABSORBING LINER



POLY

Lightweight, durable and impact-resistant. A poly roof can take the abuse of a tough trail and still protect.

LINERS

Get a touch of premium comfort, reduce cab noise and hide wiring.

Included with Premium Poly Roofs.

PREMIUM ROOF - POLY

» POLARIS PURSUIT CAMO • 2882913

» TOP SELLER BLACK • 2882912


XP 1000 '17-22, 1000 '20-22, DIESEL '20-22
INCLUDES ROOF LINER



SPORT ROOF - POLY TOP SELLER

» BLACK • 2882911

XP 1000 '17-22, 1000 '20-22, DIESEL '20-22



PREMIUM ROOF LINER

» 2882914

XP 1000 '17-22, 1000 '20-22, DIESEL '20-22
WORKS WITH 2882911, 2882912, 2882913



PREMIUM ROOF CREW - POLY

» POLARIS PURSUIT CAMO • 2883277

CREW XP 1000 '19-22, CREW 1000 '20-22
ROOF LINER INCLUDED WITH CAMO



SPORT ROOF CREW - POLY TOP SELLER

» BLACK • 2883274

CREW XP 1000 '19-22, CREW 1000 '20-22



PREMIUM ROOF LINER - CREW TOP SELLER

» 2883457

CREW XP 1000 '18-22, CREW 1000 '20-22



PLUG AND PLAY

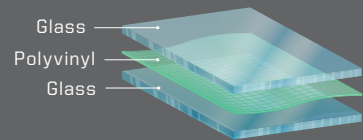
ADD POWER TO PREMIUM & SPORT ROOFS P.46

WINDSHIELDS

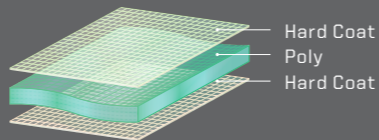
GLASS

VS

POLY



- Superior optical clarity (automotive level)
- Scratch-resistant
- Curved to fit, seals tight
- Cold weather / heavy duty
- Wiper ready



- Lightweight, flexible, easy to store/remove
- Impact-resistant
- 360° seal keeps out rain and dust



LOCK & RIDE
EASY AND FAST
INSTALLATION



**AIRTIGHT
GASKET SEAL**



**MULTI-FUNCTION
FEATURES**

**POLARIS ENGINEERED
ADVANTAGES**

HARD COAT POLY | 30x MORE SCRATCH-RESISTANT



**WIPER
AVAILABLE**



LOCK & RIDE
**FULL WINDSHIELD VENTED -
HARD COAT POLY** TOP SELLER

- Frameless design for maximum visibility
 - Added vents for airflow on a hot day or defrosting on a cold day
 - Requires Wiper Install Kit, 2207624
- » 2883266
XP 1000 '17-22, CREW XP 1000 '18-22, CREW 1000 '20-22, 1000 '20-22, DIESEL '20-22




**WIPER
AVAILABLE**



LOCK & RIDE
**FULL WINDSHIELD -
HARD COAT POLY** TOP SELLER

- Frameless design for maximum visibility
 - Requires Wiper Install Kit, 2207624
- » 2883300
XP 1000 '17-22, CREW XP 1000 '18-22, CREW 1000 '20-22, 1000 '20-22, DIESEL '20-22



LOCK & RIDE
**FLIP-DOWN WINDSHIELD -
HARD COAT POLY** TOP SELLER

- Two venting options: fully sealed, flip-down or remove upper half for some protection with maximum ventilation
- » 2884139
XP 1000 '18-22, CREW XP 1000 '19-22, CREW 1000 '20-22, 1000 '20-22, DIESEL '20-22



LOCK & RIDE
FULL WINDSHIELD - POLY TOP SELLER

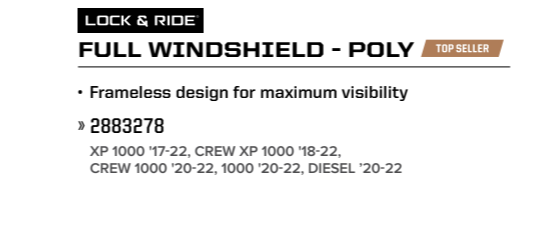

- Frameless design for maximum visibility
- » 2883278
XP 1000 '17-22, CREW XP 1000 '18-22, CREW 1000 '20-22, 1000 '20-22, DIESEL '20-22



LOCK & RIDE
HALF WINDSHIELD - POLY TOP SELLER

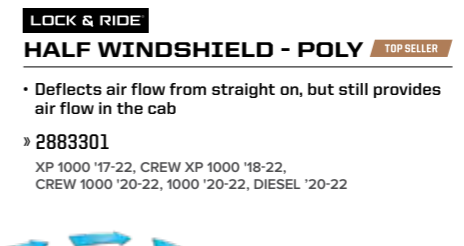
- Deflects air flow from straight on, but still provides air flow in the cab
- » 2883301
XP 1000 '17-22, CREW XP 1000 '18-22, CREW 1000 '20-22, 1000 '20-22, DIESEL '20-22

ADD ALL-WEATHER VISIBILITY
**WINDSHIELD WIPER
& WASHER SYSTEM**
P. 26



LOCK & RIDE
FULL WINDSHIELD - POLY TOP SELLER

- Frameless design for maximum visibility
- » 2883278
XP 1000 '17-22, CREW XP 1000 '18-22, CREW 1000 '20-22, 1000 '20-22, DIESEL '20-22



LOCK & RIDE
HALF WINDSHIELD - POLY TOP SELLER

- Deflects air flow from straight on, but still provides air flow in the cab
- » 2883301
XP 1000 '17-22, CREW XP 1000 '18-22, CREW 1000 '20-22, 1000 '20-22, DIESEL '20-22

**HARD COAT POLY WINDSHIELD
WIPER & WASHER
MOUNTING BRACKET**

- Required to use wiper on 2883266 or 2883300
- » 2207624
XP 1000 '17-22, CREW XP 1000 '18-22, CREW 1000 '20-22, 1000 '20-22, DIESEL '20-22



LOCK & RIDE
FULL TIP-OUT WINDSHIELD - GLASS

- Tip-out design offers 3 positions - open, closed and vented while featuring a gas strut that assists in easy windshield opening and closing
- Scratch-resistant automotive-style curved glass that provides interior sound dampening and optimized visibility
- Bolt-on design to install directly on the cab frame

» 2889031
XP 1000 '18-22, CREW XP 1000 '19-22, CREW 1000 '20-22, 1000 '20-22



LOCK & RIDE
FULL GLASS WINDSHIELD - CLEAR

- Scratch-resistant, curved laminate safety glass that protects against wind, rain and other hazardous debris
- UV-blocking interlayer and 360° gasket seal
- Seal Kit included

» 2889030
XP 1000 '17-22, CREW XP 1000 '17-22, CREW 1000 '20-22, 1000 '20-22



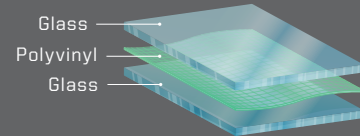
**REDUCE IN-CAB DUST
SWIRL BY ADDING A
REAR PANEL**
SEE P. 22

REAR PANELS


GLASS

VS


POLY



- Superior optical clarity (automotive level)
- Scratch-resistant
- Curved to fit, seals tight
- Cold weather / heavy duty
- Wiper ready (windshield only)



- Lightweight, flexible, easy to store/remove
- Impact-resistant
- Tight seal keeps out rain and dust



LOCK & RIDE
EASY AND FAST INSTALLATION



AIRTIGHT GASKET SEAL



VENTING OPTIONS

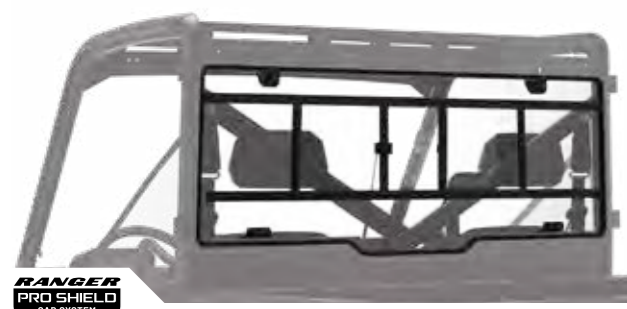
POLARIS ENGINEERED ADVANTAGES



REDUCE IN-CAB DUST SWIRL BY ADDING A REAR PANEL
With a windshield and roof installed, turbulent air develops behind the cab. Add a rear panel to reduce dust intrusion from this swirl.



HARD COAT POLY | 30x MORE SCRATCH-RESISTANT



RANGER PRO SHIELD CAB SYSTEM
LOCK & RIDE
REAR PANEL - SLIDING GLASS

- Sliding window provides ventilation, cab comfort and access to cargo in rear box

» 2879015
XP 1000 '17-22, CREW XP 1000 '18-22, CREW 1000 '20-22, 1000 '20-22, DIESEL '20-22



RANGER PRO SHIELD CAB SYSTEM
LOCK & RIDE
REAR PANEL - GLASS TOP SELLER


» 2879013
XP 1000 '17-22, CREW XP 1000 '18-22, CREW 1000 '20-22, 1000 '20-22, DIESEL '20-22



RANGER PRO SHIELD CAB SYSTEM
LOCK & RIDE
REAR PANEL - POLY POLARIS PURSUIT CAMO

- Strong, thick polycarbonate provides outstanding impact and scratch resistance
- Installs in contours of cab frame with 360° gasketing for outstanding protection, comfort, fit and finish
- Dot matrix screen printing allows for rear visibility

» 2883774
XP 1000 '17-22, CREW XP 1000 '18-22, CREW 1000 '20-22, 1000 '20-22, DIESEL '20-22



RANGER PRO SHIELD CAB SYSTEM
LOCK & RIDE
REAR PANEL - POLY - CLEAR TOP SELLER

- Strong, thick polycarbonate provides outstanding impact and scratch resistance
- Installs in contours of cab frame with 360° gasketing for outstanding protection, comfort, fit and finish

» 2883773
XP 1000 '17-22, CREW XP 1000 '18-22, CREW 1000 '20-22, 1000 '20-22, DIESEL '20-22

DOORS

THE BEST CAB

COMPLETED

KEY FEATURES

RANGER PRO SHIELD CAB SYSTEM						
WINDOW TYPE / VENTILATION	GLASS / POWER	GLASS / MANUAL CRANK	NA / OPEN TOP	GLASS / HINGED	GLASS / HINGED	CLEAR POLY / ZIPPED
VISIBILITY	UPPER	UPPER	UPPER	UPPER	UPPER + LOWER	UPPER + PARTIAL LOWER
STORAGE COMPARTMENT	STANDARD	STANDARD	STANDARD			
AUDIO-READY / SPEAKER MOUNT	STANDARD, PRE-WIRED	STANDARD				
PREMIUM TPE LINER	STANDARD	STANDARD	STANDARD			
SPECIAL FEATURES	BUILT-IN FLOOR LIGHT, COLORED ACCENT PANELS AVAILABLE	COLORED ACCENT PANELS AVAILABLE	COLORED ACCENT PANELS AVAILABLE	DURABLE POLY CONSTRUCTION, POLARIS PURSUIT CAMO	DURABLE POLY CONSTRUCTION	AVAILABLE IN POLARIS PURSUIT CAMO

	PREMIUM POLY DOORS			POLY DOORS		CANVAS DOORS
	POWER WINDOW DOORS	MANUAL CRANK WINDOW DOORS	HALF DOORS	RANGER HUNTER DOORS	RANGER CLEARVIEW DOORS	ZIP WINDOW DOORS
RANGER PRO SHIELD CAB SYSTEM						
WINDOW TYPE / VENTILATION	GLASS / POWER	GLASS / MANUAL CRANK	NA / OPEN TOP	GLASS / HINGED	GLASS / HINGED	CLEAR POLY / ZIPPED
VISIBILITY	UPPER	UPPER	UPPER	UPPER	UPPER + LOWER	UPPER + PARTIAL LOWER
STORAGE COMPARTMENT	STANDARD	STANDARD	STANDARD			
AUDIO-READY / SPEAKER MOUNT	STANDARD, PRE-WIRED	STANDARD				
PREMIUM TPE LINER	STANDARD	STANDARD	STANDARD			
SPECIAL FEATURES	BUILT-IN FLOOR LIGHT, COLORED ACCENT PANELS AVAILABLE	COLORED ACCENT PANELS AVAILABLE	COLORED ACCENT PANELS AVAILABLE	DURABLE POLY CONSTRUCTION, POLARIS PURSUIT CAMO	DURABLE POLY CONSTRUCTION	AVAILABLE IN POLARIS PURSUIT CAMO
	<ul style="list-style-type: none"> The ultimate door offering power windows, switches mounted on the door and built-in floor light. 	<ul style="list-style-type: none"> A premium, door offering manual crank windows for airflow adjustment in the cab. 	<ul style="list-style-type: none"> Provides lower protection from the off-road with an open-air experience. 	<ul style="list-style-type: none"> Tough clear poly shell extends from the bottom of the door until it meets the upper-hinged glass window. Premium Polaris Pursuit Camo pattern offers extensive camo coverage. 	<ul style="list-style-type: none"> Deliver nearly uninterrupted visibility and maximum ambient lighting inside the cab. Tough clear poly shell extends from the bottom of the door until it meets the upper-hinged glass window. 	<ul style="list-style-type: none"> Lightweight, durable protection with adjustable zipper ventilation and see-through bottom panel.

Front and Rear Doors are required to complete a cab on CREW RANGER models.

Premium Doors come with Gloss Black Exterior Door Accent Panels, images shown with optional Exterior Door Accent Panels.

	PREMIUM POLY DOORS			POLY DOORS		CANVAS DOORS
	POWER WINDOW DOORS	MANUAL CRANK WINDOW DOORS	HALF DOORS	RANGER HUNTER DOORS	RANGER CLEARVIEW DOORS	ZIP WINDOW DOORS
FRONT DOORS (SET OF 2) XP 1000 '18-22, CREW XP 1000 '19-22, CREW 1000 '20-22, 1000 '20-22, DIESEL '20-22	 TOP SELLER Power Window Doors - Poly - Black 2884338	 TOP SELLER Manual Crank Window Doors - Poly - Black 2882561	 Half Doors - Poly 2882559	 RANGER Hunter Doors - Polaris Pursuit Camo 2883229	 RANGER ClearView Doors 2882901	 TOP SELLER Zip Window Doors - Canvas - Polaris Pursuit Camo 2882903
REAR DOORS (SET OF 2) CREW XP 1000 '19-22, CREW 1000 '20-22	 TOP SELLER Manual Crank Window Doors - Rear - Poly 2883437	 Half Doors - Rear - Poly 2883438		 RANGER Hunter Doors - Rear - Polaris Pursuit Camo 2883633	 RANGER ClearView Doors - Rear 2883632	 Zip Window Doors - Rear - Canvas - Black 2883634
EXTERIOR DOOR ACCENT PANELS // Replace stock gloss black accent panels // Painted plastic and clear-coated for UV protection // Install easily with a single screw // Comes as a pair						

FRONT REAR	 Solar Red 2883499-342	 Sunset Red Metallic 2882870-520 2883829-520	 Sand Metallic 2882870-555 2883829-555	 Sage Green 2883843-560	 Pearl White 2882870-566 2883829-566	 Suede Metallic 2882870-577	 Polaris Pursuit Camo 2882870-587 2883829-587	 Magnetic Gray 2882870-603	 Burgundy Metallic 2882870-629 2883829-629
FRONT REAR	 Matte Titanium 2882870-632 2883829-632	 Black Pearl 2882870-666 2883829-666	 Matte Sunset Red 2882870-669	 Matte Sagebrush Green 2882870-685 2883829-685	 Military Tan 2882870-686	 Matte Navy 2882870-726 2883829-726	 Orange Rust 2882870-750	 Maroon Metallic 2882870-754 2883829-754	 Black Cherry 2882870-756 2883829-756
FRONT REAR	 Steel Blue 2882870-765 2883829-765	 Ghost White Metallic 2882870-774 2883829-774	 Polaris Blue NEW 2882870-795 2883829-795	 Stealth Gray 2882870-804 2883829-804	 Onyx Black NEW 2882870-866				

REQUIRED POLARIS PULSE INSTALLATION ITEMS

GET SUPERIOR PERFORMANCE AND OUR BEST SEAL with the RANGER Pro Shield Cab System door line

360° GASKET SEAL

EASY TO CLEAN TPE LINER

BUILT-IN STORAGE

AUDIO-READY

VENTILATION OPTIONS

CAB KITS

PICK YOUR OWN PACKAGE!

FULL CAB PREMIUM

28K0001

2882912	Premium Roof - Poly - Black	P. 18
2889031	Tip-Out Full Windshield - Glass	P. 20
2879013	Rear Panel - Glass	P. 22
2882561	Manual Crank Window Doors - Poly - Black	P. 24
2883974	Windshield Wiper & Washer System	P. 28

XP 1000 '18-22, 1000 '20-22, DIESEL '20-22



FULL CAB NORDIC

28K0006

2882912	Premium Roof - Poly - Black	P. 18
2889030	Full Glass Windshield - Clear	P. 20
2879013	Rear Panel - Glass	P. 22
2882561	Manual Crank Window Doors - Poly - Black	P. 24
2883974	Windshield Wiper & Washer System	P. 28

XP 1000 '18-22, 1000 '20-22, DIESEL '20-22



FULL CAB

28K0002

2882912	Premium Roof - Poly - Black	P. 18
2889030	Full Glass Windshield - Clear	P. 20
2879013	Rear Panel - Glass	P. 22
2882901	ClearView Doors	P. 25
2883974	Windshield Wiper & Washer System	P. 28

XP 1000 '18-22, 1000 '20-22, DIESEL '20-22



HALF CAB

28K0003

2882912	Premium Roof - Poly - Black	P. 18
2889030	Full Glass Windshield - Clear	P. 20
2879013	Rear Panel - Glass	P. 22
2883974	Windshield Wiper & Washer System	P. 28


XP 1000 '18-22, 1000 '20-22, DIESEL '20-22



ADD TO YOUR CAB COMFORT
WITH THE HEATER SYSTEM

8-VENT HEATER & DEFROST SYSTEM P. 28

- » **TOP SELLER** 2882753 **XP 1000 ONLY**
XP 1000 '18-22
- » **TOP SELLER** 2884066 **1000 ONLY**
1000 '20-22
- » 2884212
DIESEL '20-22



CAB COMFORT & CONVENIENCE



MULTI-FUNCTION CAB LIGHT



- LED dome light provides white, red, green and blue lighting options
 - Battery-operated. Recharges when the vehicle is on
 - Can be removed to use as a flashlight in and around your vehicle
- Red light is great for reading maps
 - Green light is perfect for navigating in the dark
 - Blue light is ideal for night riding

» 2882871
 XP 1000 '18-22, CREW XP 1000 '19-22, CREW 1000 '20-22, 1000 '20-22, DIESEL '20-22
 REQUIRES ROOF PULSE: 2882904

REMOTE GARAGE DOOR OPENER BY HOMELINK

- HomeLink technology allows you to control up to two garage doors

» 2882892
 XP 1000 '18-22, CREW XP 1000 '19-22, CREW 1000 '20-22, 1000 '20-22



WORK BEACON LED LIGHT

- 15.2 mof illumination 360° around your vehicle
- Ideal for plowing, hunting and nighttime utility work
- Break-away construction protects the light in areas with tight clearance
- Mounted to the vehicle on the rear of the ROPS
- Easily hinge the light up during use and hinge it down when in transit
- Add LED Headlights for more light

» 2883265
 XP 1000 '18-22, CREW XP 1000 '19-22, CREW 1000 '20-22, 1000 '20-22, DIESEL '20-22
 REQUIRES LIGHT BAR HARNESS/EXTENSION 2883230 AND 2883854

NEW LED HEADLIGHTS DIESEL ONLY

- LED Headlights offer improved brightness and illumination vs stock halogen lights
- Designed with styling specific to RANGER DIESEL

» 2889576
 DIESEL '20-22



REVERSE WARNING ALERT

» 2883246
 XP 1000 '18-22, CREW XP 1000 '19-22, CREW 1000 '20-22, 1000 '20-22, DIESEL '20-22
 AUTOMATICALLY ACTIVATED WHENEVER THE VEHICLE IS PUT IN REVERSE

HORN TOP SELLER



» 2882764
 XP 1000 '18-22, CREW XP 1000 '19-22, CREW 1000 '20-22, 1000 '20-22, DIESEL '20-22

LARGE REAR VIEW MIRROR TOP SELLER

» 2879969
 XP 1000 '17-22, CREW XP 1000 '18-22, CREW 1000 '20-22, 1000 '20-22, DIESEL '20-22

WIDE ANGLE REAR VIEW MIRROR

- Large 6.4 x 35.6 cm adjustable convex mirrored surface gives you a full-spectrum view

» 2881439
 XP 1000 '17-22, CREW XP 1000 '18-22, CREW 1000 '20-22, 1000 '20-22, DIESEL '20-22



8-VENT HEATER & DEFROST SYSTEM



- Easily control the climate inside your cab in any season
- Helps defrost windshields and keeps you warm or cool
- Heat and fan dash-mounted controls
- Manual vents

» TOP SELLER 2882753 XP 1000 ONLY
 XP 1000 '18-22, CREW XP 1000 '19-22

» TOP SELLER 2884066 1000 ONLY
 CREW 1000 '20-22, 1000 '20-22
 NEED ADAPTER: 2884163 ON CREW 1000

» CREW HEATER ADAPTER KIT 1000 ONLY
 2884163
 CREW 1000 '20-22

WINDSHIELD WIPER & WASHER SYSTEM TOP SELLER



» 2883974
 XP 1000 '18-22, CREW XP 1000 '19-22, CREW 1000 '20-22, 1000 '20-22, DIESEL '20-22
 REQUIRES MOUNT KIT 2207624 FOR POLY WINDSHIELDS

HARD COAT POLY WINDSHIELD WIPER & WASHER SYSTEM MOUNTING BRACKET

» 2207624
 XP 1000 '17-22, CREW XP 1000 '18-22, CREW 1000 '20-22, 1000 '20-22, DIESEL '20-22
 REQUIRED TO USE WIPER ON 2883266 OR 2883300

FLOOR MATS - 3 SEAT

» 2882780 XP 1000 ONLY
 XP 1000 '18-22, CREW XP 1000 '19-22, DIESEL '20-22
 CREW: FITS FRONT SEATS ONLY

» 2884247 1000 ONLY
 CREW 1000 '20-22, 1000 '20-22, DIESEL '20-22
 CREW: FITS FRONT SEATS ONLY

NOISE REDUCTION SYSTEM

» 2883489
 XP 1000 '18-22, CREW XP 1000 '19-22, 1000 '20-22, CREW 1000 '20-22, DIESEL '20-22
 DESIGNED TO ATTACH TO THE REAR CLOSURE PANEL OF YOUR RANGER CAB, THE SOUND ABSORBING MATERIAL REDUCES UNWANTED NOISE FOR A QUIETER CAB

UNDER SEAT DRY STORAGE

» 2882910 XP 1000 ONLY
 XP 1000 '18-22, CREW XP 1000 '19-22, DIESEL '20-22
 WILL NOT WORK WITH SUBWOOFER 2882890 & 2884233



POLARIS RANGER XP FULL-SIZE SEATSAVER - SPLIT BENCH SEAT XP 1000 ONLY

- Covers the back and bottom of seat
 - » POLARIS PURSUIT CAMO • 2883244-587
 - » CARHARTT BROWN • 2883244-218
 - » CARHARTT GRAVEL • 2883244-458
- XP 1000 '18-21, CREW XP 1000 '19-21, DIESEL '20-22
 CREW: FITS FRONT SEATS ONLY
 NO REAR SEAT COVERS AVAILABLE



NEW SIDE VIEW MIRRORS

- Mounts on any RANGER vehicle that is equipped with doors
 - Fully adjustable to accommodate riders of all sizes and can fold in to prevent being struck
- » DOOR MOUNTED (shown) • 2889241
 » ROPS-MOUNTED • 2889243
 XP 1000 '18-22, CREW XP 1000 '19-22, CREW 1000 '20-22, 1000 '20-22, DIESEL '20-22



With Polaris PULSE it's easy to add all your electrical accessories. SEE P. 46 TO LEARN MORE

WINCHES

DEPENDABLE. TOUGH. BUILT FOR THE OFF-ROAD.

A Polaris Engineered winch is designed to help you get the job done right, get you on your way faster and prepare you for the unexpected.

WHY POLARIS?

Polaris off-road vehicles are engineered with designated mounting points and wiring for seamless install of Polaris Engineered winches.



TESTED **1,200+** PULLS AT MAX LOAD



BUILT TO WITHSTAND **-29° C** TEMPERATURES



OPERATES **FULLY SUBMERGED**



MILITARY TESTED & APPROVED



ADD A PLOW
P. 52

FEATURES & BENEFITS

ALL POLARIS ENGINEERED WINCHES COME WITH:

- ✓ INTEGRATED WIRING, MOUNT, PREASSEMBLED
- ✓ HOOK WITH STRAP
- ✓ CUT STEEL GEARS & SEALED DRIVETRAIN
- ✓ SEALED PERMANENT MAGNET MOTOR

	PRO PRO HEAVY DUTY SERIES	HD HEAVY DUTY SERIES
<p>RAPID ROPE RECOVERY 5X FASTER</p> <p>Retrieve cable 5x as fast as standard mode on other Polaris winches. Get back to riding or complete your task quicker.</p> <ol style="list-style-type: none"> 1. Set winch dial to N (Neutral) to manually pull the rope out and secure the hook to your anchor point 2. Set winch dial to L (Low) for maximum pulling power while winching your load 3. Set winch dial to H (High) for retrieving the rope 5x faster with Rapid Rope Recovery 	✓	NOT AVAILABLE
<p>AUTO STOP TECHNOLOGY AUTO</p> <p>Auto Stop technology protects and extends the life of your winch by automatically stopping the winch at the end of pull to prevent over-spooling. While plowing, it prevents the plow frame from bending by stopping the winch once the plow has been lifted.</p>	✓	<p>ADD AUTO STOP UPGRADE</p> <p>2884702 WORKS WITH 2882714 SYNTHETIC ROPE REQUIRED</p>
<p>PREMIUM SYNTHETIC ROPE</p> <p>With its lightweight, yet extremely strong, design and superior flexibility, this 50 ft long synthetic rope is easy to handle and can stand up to any tough job.</p>	✓	<p>ADD SYNTHETIC ROPE</p> <p>2879187</p>
<p>WIRELESS REMOTE</p> <p>This convenient remote operates your Polaris winch wirelessly from within 50 ft of the vehicle. Operate your winch safely outside your vehicle while on the job site or trails.</p>	✓	<p>ADD WIRELESS REMOTE</p> <p>TOP SELLER 2883455 WORKS WITH 2882714</p>
<p>MODEL</p> <p>XP 1000 '18-22 CREW XP 1000 '19-22 1000 '20-22 CREW 1000 '20-22 DIESEL '20-22 NON EPS RANGER 1000 REQUIRES FRONT BUMPER</p>	<p>2,722 kg</p> <p>TOP SELLER 2882710</p>	<p>2,041 kg</p> <p>TOP SELLER 2882711</p>
<p>MODEL</p> <p>XP 1000 '18-22 CREW XP 1000 '19-22 1000 '20-22 CREW 1000 '20-22 DIESEL '20-22 NON EPS RANGER 1000 REQUIRES FRONT BUMPER</p>	<p>2,722 kg</p> <p>TOP SELLER 2882710</p>	<p>2,041 kg</p> <p>TOP SELLER 2882714</p>

UPGRADE YOUR CONTROLS

NEW DASH WINCH SWITCH KIT

- Allows user to add a dash switch as an additional means to control winch
- Can be used with all winches and are compatible with other control methods (wireless/wired)

» 2889050

XP 1000 '18-22, CREW XP 1000 '19-22, CREW 1000 '20-22, 1000 '20-22, DIESEL '20-22

TOP SELLER POWER CONTROLLER



WIRED REMOTE CONTROL

- Control winch/plow hydraulics from shift knob
- Handle and socket both required
- » REMOTE HANDLE • 4013466
- » SOCKET • 4017102

WORKS WITH ALL MODELS

XP 1000 '18-22, CREW XP 1000 '19-22, CREW 1000 '20-22, 1000 '20-22, DIESEL '20-22
REQUIRES WINCH ADAPTER 2884159 WHEN USING A WINCH FOR LIFTING DEVICE

REPLACEMENT PARTS

SYNTHETIC ROPE

- 2,722 kg » 2879188
- 2,041 kg » 2879187




PROTECTION

PERFECT FOR: **INCREASED PROTECTION AROUND LIGHTING AND FENDERS**

STANDARD BRUSHGUARDS

HD BRUSHGUARDS



4,4 cm DIAMETER STEEL TUBE CONSTRUCTION



To use Front Bumper with RIDE COMMAND and Front Camera, RIDE COMMAND Bumper Adapter (2207941) is required

» **TOP SELLER** FRONT • 2882531 » **TOP SELLER** REAR • 2882529

XP 1000 '18-22, CREW XP 1000 '19-22, CREW 1000 '20-22, 1000 '20-22, DIESEL '20-22
FRONT BRUSHGUARD DOES NOT FIT HIGH LIFTER MODELS
1000 NON-EPS VEHICLES REQUIRE FRONT BUMPER: 2884123

» RIDE COMMAND BUMPER ADAPTER • 2207941
FOR USE ON VEHICLES WITH RIDE COMMAND AND FRONT CAMERA

Increased protection over stock bumper with integrated mounting locations for accessories and lights (sold separately) with a durable matte black finish

Easy installation with included mounting hardware
Additional 36" storage area for recovery equipment

» FRONT • 2885105 » REAR • 2884217

XP 1000 '18-22, CREW XP 1000 '19-22, CREW 1000 '20-22, 1000 '20-22, DIESEL '20-22
FRONT BRUSHGUARD DOES NOT FIT HIGH LIFTER MODELS
REAR: RECOMMENDED WITH RIGID® OR PRO ARMOR
POD LIGHTS FOR UPGRADED LIGHTING

NEW HIGH-MOUNTED FRONT BRUSHGUARD

FRONT BRUSHGUARD 1000 ONLY



- Increased protection over stock bumper
- Offers a higher winch mounting position which allows for easier access when used in deep mud
- Not compatible with Polaris Plow Systems

» 2889271
XP 1000 '18-22, CREW XP 1000 '19-22, CREW 1000 '20-22, 1000 '20-22, DIESEL '20-22
REQUIRED TO INSTALL WINCH/PLOW ON NON EPS RANGER 1000

- Increased protection over stock bumper
- Sturdy stamped steel and tube construction
- Integrated mounting positions for plow and winch accessories

» 2889330
CREW 1000 '20-22, 1000 '20-22, DIESEL '20-22
REQUIRED TO INSTALL WINCH/PLOW ON NON EPS RANGER 1000

NEW HIGH-MOUNTED HD 4,500 LB. WINCH WINTER AVAILABILITY



- Provides outstanding performance and versatile pulling power
- The elevated mounting position allows for easier access when used in deep mud

» 2889272
XP 1000 '18-22, CREW XP 1000 '19-22, CREW 1000 '20-21, 1000 '20, DIESEL '20-22

ROCK GUARDS



ROCK GUARD WITH STEP

- Reliable, hard-working protection for edges of vehicle
- Integrated step with boot scraper helps keep interior clean
- Mounts directly to the frame, instead of underneath, for maximum ground clearance
- Steel construction with black e-coat and durable black powder-coated finish

» **TOP SELLER** 3-SEAT • 2882530
XP 1000 '18-22, 1000 '20-22, DIESEL '20-22

» CREW • 2883398
CREW XP 1000 '19-22, CREW 1000 '20-22

A-ARMS



NEW HIGH CLEARANCE A-ARMS

- Valuable, reliable protection for vital front suspension components exposed to the rigors of off-road environments
- Strong, durable, lightweight polyethylene construction withstands off-road impacts to protect the A-Arms

» FRONT • 2889269
XP 1000 '18-22, CREW XP 1000 '19-22, CREW 1000 '20-22, 1000 '20-22

» REAR • 2889270
XP 1000 '18-22, CREW XP 1000 '19-22, CREW 1000 '20-22, 1000 '20-22



HMW A-ARM GUARDS

- Strong, .64 cm thick, durable, lightweight HMW (high molecular weight) polyethylene construction helps protect against off-road impacts
- Molded specifically for the RANGER XP 1000 & 1000 front suspension for a sure fit and low-profile presence
- Easy bolt-on design with mounting hardware included

» FRONT • 2882784
XP 1000 '18-22, CREW XP 1000 '19-22, CREW 1000 '20-22, 1000 '20-22
WILL NOT FIT ARCHED A-ARM MODELS

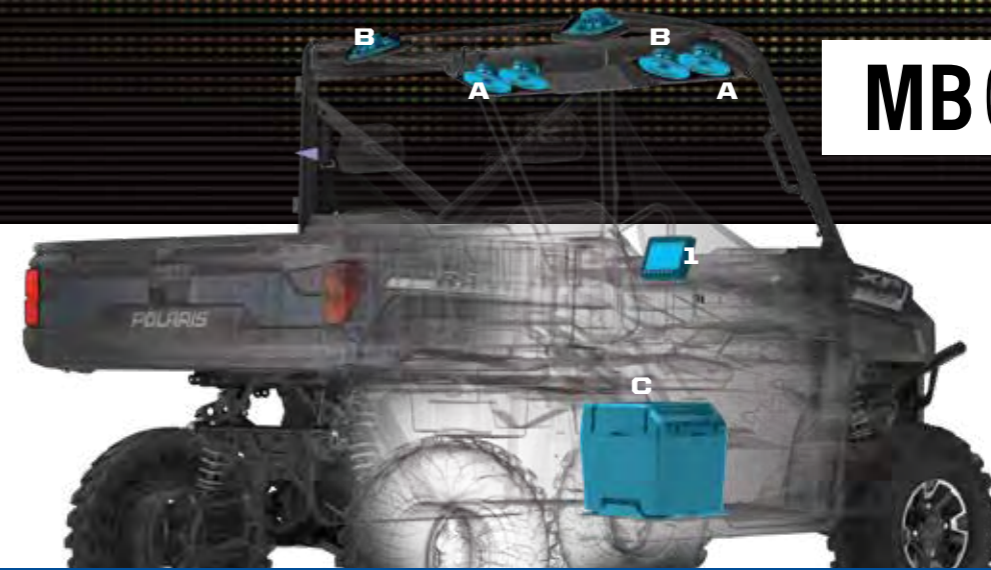
» REAR • 2882787
XP 1000 '18-22, CREW XP 1000 '19-22, CREW 1000 '20-22, 1000 '20-22
WILL NOT FIT ARCHED A-ARM MODELS

AUDIO

BUILD YOUR AUDIO SYSTEM

OFF-ROAD GRADE AUDIO

MB Quart, combined with Polaris, engineers Off-Road Grade Audio equipment that's proven to deliver the loudest, crispest sound in the harshest conditions. Rain, snow, mud, heat, cold, dust—**ANY PLACE YOUR RANGER EXCELS, SO WILL YOUR AUDIO.**



MBQUART

BUILD YOUR SOUND WITH RIDE COMMAND

<p>STEP 1</p> <p>ADD HEAD UNIT</p> <p>7" DISPLAY POWERED BY RIDE COMMAND</p> <p>2884072</p> <p>SEE P. 42 FOR MORE INFORMATION</p>	<p>STEP 2</p> <p>ADD MOUNT</p> <p>NEW 2889309</p> <p>XP 1000 '22, CREW XP 1000 '22, CREW 1000 '22, 1000 '22</p> <p>FOR NORTHSTAR AND ALL OTHER MODELS WITHOUT 900 WATT</p> <p>OR</p> <p>NEW 2889310</p> <p>XP 1000 '22, CREW XP 1000 '22, CREW 1000 '22, 1000 '22</p> <p>FOR 900 WATT STATOR</p>
--	---

STEP 3 UPGRADE AUDIO BY ADDING VISOR OR DASH AUDIO

OPTION 1 VISOR AUDIO

<p>A. OVERHEAD VISOR SPEAKERS</p> <p>2882891</p> <p>HARNES REQUIRED</p> <p>TOPSELLER 2882904</p> <p>CREW MODELS REQUIRE ADDITIONAL 2883231</p>	<p>B. REAR OVERHEAD SPEAKERS</p> <p>TOPSELLER 2882876</p> <p>XP 1000 '18-22, CREW XP 1000 '19-22, CREW 1000 '20-22, 1000 '20-22</p>	<p>C. 25.4 cm MAXBOOST SUBWOOFER</p> <p>2884233</p> <p>XP 1000 '18-22, CREW XP 1000 '19-22 WITH 900 WATT STATOR</p>
---	---	--

OPTION 2 DASH AUDIO

<p>AUDIO DASH SPEAKERS</p> <p>TOPSELLER 2883956</p> <p>XP 1000 '19-22, CREW XP 1000 '19-22, CREW 1000 '20-22, 1000 '20-22</p>	<p>B. REAR OVERHEAD SPEAKERS</p> <p>TOPSELLER 2882876</p> <p>XP 1000 '18-22, CREW XP 1000 '19-22, CREW 1000 '20-22, 1000 '20-22</p>	<p>C. 25.4 cm MAXBOOST SUBWOOFER</p> <p>2884233</p> <p>XP 1000 '18-22, CREW XP 1000 '19-22</p> <p>RANGER MODELS WITH RIDE COMMAND PACKAGE REQUIRE 2883232 ADAPTER HARNES</p>
---	---	---

AUDIO DASH SPEAKERS INCLUDE BUILT-IN FOUR CHANNEL AMPLIFIER (40-WATTS) AND TWO OFF-ROAD GRADE 13.3 cm SPEAKERS



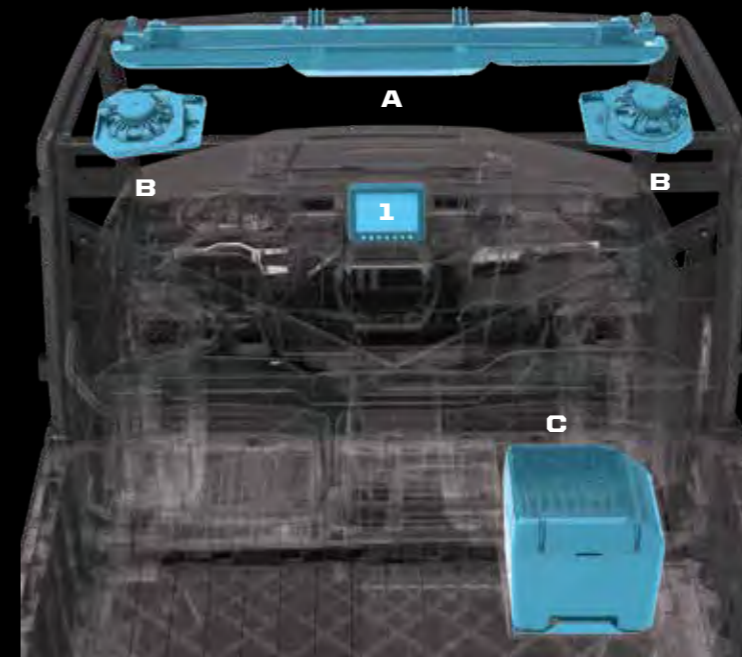
DOWNLOAD THE RIDE COMMAND MOBILE APP

AUDIO

BUILD YOUR AUDIO SYSTEM

OFF-ROAD GRADE AUDIO

MBQUARTI®



1 CHOOSE A HEAD UNIT Control all aspects of your sound system. Choose what to listen to and how loud.



DASH STEREO

160 WATT, WATERPROOF AM/FM BLUETOOTH AUDIO SYSTEM TOP SELLER



- All-in-one solution for giving your vehicle a performance-ready sound system
- USB input, Bluetooth 4.0 compatible, Apple Control, AM/FM tuner*
- Built-in four channel amplifier (40-watts x 4)
- Two off-road grade 13.3 cm speakers with titanium dome tweeters and polypropylene cones

» 2882750
XP 1000 '18-22, CREW XP 1000 '19-22, CREW 1000 '20-22, 1000 '20-22

USE AS IS OR ADD ADDITIONAL SPEAKERS



VISOR STEREO

300 WATT AM/FM, BLUETOOTH AUDIO VISOR WITH FOUR 16.5 CM WATERPROOF SPEAKERS TOP SELLER



- One-step solution for off-road audio
- USB input, Bluetooth 4.0 compatible, Apple Control, AM/FM tuner*
- 300-Watt four channel amplifier (75 watts x 4)
- Four 16.5 cm coaxial speakers with titanium dome tweeters and polypropylene cones
- Audio outputs to drive additional speakers
- Four Accessory knocks outs
- Polaris PULSE Electrical System

» 2882888
XP 1000 '18-22, CREW XP 1000 '19-22, CREW 1000 '20-22, 1000 '20-22
NOT COMPATIBLE WITH 7" DISPLAY POWERED BY RIDE COMMAND

COMES WITH OVERHEAD VISOR SPEAKERS (AT RIGHT) USE AS IS OR ADD ADDITIONAL SPEAKERS

2 ADD SPEAKERS - MIX AND MATCH

Your RANGER is ready for work, but is it ready to entertain? From a simple two-speaker setup to a complete system - add speakers to BUILD IT YOUR WAY.



A VISOR SPEAKERS

STANDARD WITH VISOR STEREO 300 WATT OVERHEAD AUDIO VISOR SPEAKERS

- Built-in 300-Watt amplifier (75-watt x 4 channels)
- Four 16.5 cm speakers located in the overhead
- Waterproof system for reliable power and sound quality

» 2882891
XP 1000 '18-22, CREW XP 1000 '19-22, CREW 1000 '20-22, 1000 '20-22



B OVERHEAD SPEAKERS

REAR OVERHEAD SPEAKERS TOP SELLER

- Two 16.5 cm rear roof mounted speakers with titanium dome tweeters and polypropylene cones
- Easy install
- Waterproof system for reliable power and sound quality

» 2882876
XP 1000 '18-22, CREW XP 1000 '19-22, CREW 1000 '20-22, 1000 '20-22



C SUBWOOFER

MAX BOOST 25.4 CM 250 WATT SUBWOOFER XP 1000 ONLY

- Built-in 250-watt amplifier powering 25.4 cm waterproof subwoofer
- Fits RANGER XP 1000 with flip-up passenger seat

» 2882890
XP 1000 '18-22, CREW XP 1000 '19-22
NOT COMPATIBLE WITH 7" DISPLAY POWERED BY RIDE COMMAND, WILL NOT FIT WITH 2882910 STORAGE INSTALLED

3 MAKE IT WORK

VISOR STEREO HEAD UNIT

VISOR SPEAKERS

POLARIS PULSE ROOF 6

- Required with Visor Stereo (2882888)
- Required to add Visor Speakers (2882891)

» TOP SELLER 2882904
XP 1000 '18-22, CREW XP 1000 '19-22, CREW 1000 '20-22, 1000 '20-22

CREW MODELS

CREW EXTENSION

- Required for all Crew models where Polaris PULSE Roof 6 Harness (2882904) is required

» 2883231
CREW XP 1000 '19-22, CREW 1000 '20-22

NEW GEOFENCING KIT 1000 ONLY

- Keep vehicle operators safe by quickly setting and controlling ride boundaries such as speed limits within and outside the geofenced area
- Ensure operators are riding at the appropriate speed for their experience and terrain by setting a max speed from your RIDE COMMAND app
- Activate passcode protection and to have full control of who and when the vehicle is being operated

» 2884779
CREW 1000 '20-22, 1000 '20-22

*The FM Frequency range is from 88 to 108 and only on the odds (i.e. 88.1, 88.3, etc.)

STORAGE



BRING IT ALL. BRING IT ON.

From opposite sides of the globe, the most capable machines in the off-road world meet a trusted outdoor adventure brand to deliver industry-exclusive, purpose-built roof racks, bed racks and accessories to help Polaris RANGER users have more fun and get more done. Increase storage capacity so you can go where you want with everything you need, organized to succeed.



MAXIMIZE YOUR RIDE

For decades, Rhino-Rack® has built some of the world's highest quality racks, accessories and mounts for the widest variety of uses and conditions. So whether you use your machine for hard work, hunting, fishing, and more, you can bring it all — and bring it on!

BUILD THE ULTIMATE UTILITY VEHICLE

Transform your vehicle for work, play or anything in between with durable and easy-to-use roof and bed racks, load securing accessories and the latest in carrier technology.

BUILT FOR THE LONG HAUL

Rhino-Rack® designs and builds award-winning racks, accessories and mounts to endure the most extreme uses and conditions.

PICK YOUR RACK

PICK YOUR MOUNT

ACCESSORIZE IT



NEW REAR BED RACK / 3-SEAT ROOF RACK

- Can be used as Bed Rack or Roof Rack on 3-Seat models, depending on which mount is purchased. Bed Rack only on Crew models.
- Bed Rack and Roof Rack can be used together if both mounts are purchased

» 2889236
XP 1000 '18-22, 1000 '20-22, DIESEL '20-22




NEW ROOF RACK - CREW

» 2889237
CREW XP 1000 '19-22, CREW 1000 '20-22



NEW REAR BED RACK MOUNT FALL AVAILABILITY

» 2889235
XP 1000 '18-22, 1000 '20-22, CREW XP 1000 '19-22, CREW 1000 '20-22, DIESEL '20-22



NEW ROOF RACK MOUNT

» 3-SEAT • 2889233
XP 1000 '18-22, 1000 '20-22, DIESEL '20-22

» CREW • 2889234
CREW XP 1000 '19-22, CREW 1000 '20-22



NEW GUN MOUNTING BRACKET

- Bracket used to mount Kolpin Stronghold Gun Boots to Rhino-Rack® systems when paired with Auto-Latch Mount (2884106), sold separately

» 2889327
XP 1000 '18-22, CREW XP 1000 '19-22, CREW 1000 '20-22, 1000 '20-22, DIESEL '20-22



NEW EYELET TIE-DOWNS

- Includes one set and hardware (straps not included) and attaches in multiple places on the platform to use as additional tie-down points
- Anti-corrosive galvanized steel for heavy-duty strength and long life


» 2889527
XP 1000 '18-22, CREW XP 1000 '19-22, CREW 1000 '20-22, 1000 '20-22, DIESEL '20-22



NEW MULTI-PURPOSE TOOL HOLDER

- Carry and protect tools, paddles, and more during your ride
- Ratchet-locking mechanism for quick release with rubber inserts to secure accessories into place

» 2889528
XP 1000 '18-22, CREW XP 1000 '19-22, CREW 1000 '20-22, 1000 '20-22, DIESEL '20-22



NEW SPARE TIRE HOLDER

- Transport your spare tire outside your vehicle
- Easily mounts to your Rhino-Rack® Rear Bed Rack

» 2889529
XP 1000 '18-22, CREW XP 1000 '19-22, CREW 1000 '20-22, 1000 '20-22, DIESEL '20-22



NEW TRACTION BOARD MOUNT

- Strong, durable mount is easy to attach to the Rhino-Rack® platform
- Traction board not included

» 2889530
XP 1000 '18-22, CREW XP 1000 '19-22, CREW 1000 '20-22, 1000 '20-22, DIESEL '20-22



NEW CARGO CORNER BRACKET

- Bring your Polaris Northstar cooler along while saving space inside your vehicle
- Unique anti-rotation nut for maximum cargo security

» 2889531
XP 1000 '18-22, CREW XP 1000 '19-22, CREW 1000 '20-22, 1000 '20-22, DIESEL '20-22



NEW HIGH-LIFTING JACK MOUNT

- Installs simply and quickly with durable brackets
- Rugged, non-corrosive powder-coated steel stands up to the harshest conditions

» 2889533
XP 1000 '18-22, CREW XP 1000 '19-22, CREW 1000 '20-22, 1000 '20-22, DIESEL '20-22

STORAGE



LOCK & RIDE

Exclusive to Polaris, Lock & Ride accessories let you quickly change from one task to another with hundreds of options.



WITH THE FLIP OF A LEVER, LOCK & RIDE PLUNGERS USE OUTWARD PRESSURE TO EXPAND FOR A SECURE FIT.



CARGO BED REAR WINCH



- Assists lifting heavy objects like hay bales or big game up into rear cargo bed
- 136 kg winch mounts high on rear cab frame
- Equipped with 4.6 m of premium synthetic rope

» 2884215

XP 1000 '18-22, CREW XP 1000 '19-22, CREW 1000 '20-22, 1000 '20-22, DIESEL '20-22
REQUIRES ROOF PULSE: 2882904



LOCK & RIDE FRONT BRUSHGUARD STORAGE RACK

- Allows extra storage space in front of your vehicle
- Accommodates a Polaris Northstar 28 L Cooler or similar sized items
- Attaches and removes easily
- Mounts to existing plow mounting points

» 2883971

XP 1000 '18-22, CREW XP 1000 '19-22, CREW 1000 '20-22, 1000 '20-22, DIESEL '20-22



LOCK & RIDE TONNEAU COVER

- Protects items stored in cargo bed from the elements
- HDPE construction on steel sub-frame can support up to 45.4 kg on top of cover
- Molded storage area for Polaris Northstar 28 L Cooler
- Convenient hinged middle panel for easy access
- Easy installation with Lock & Ride

» 2884218

XP 1000 '18-22, CREW XP 1000 '19-22, CREW 1000 '20-22, 1000 '20-22, DIESEL '20-22



LOCK & RIDE TIP-DOWN HEADACHE RACK

- Rack tips down for additional storage solutions with space below and multiple tie-down points
- Lightweight and heavy-duty rack protects the cab of your RANGER and lets you haul even more

» 2881531

XP 1000 '17-22, CREW XP 1000 '18-22, CREW 1000 '20-22, 1000 '20-22, DIESEL '20-22



LOCK & RIDE CARGOMAX SYSTEM

- Comes standard with a support bar that ties the two sides together for a sturdy cargo hold
- Designed to attach to the Lock & Ride Tip-Down Headache Rack for additional support and three-sided containment
- Adjustable utility hooks provide more options for hanging tools, cords or gear

» 2882177

XP 1000 '17-22, CREW XP 1000 '18-22, CREW 1000 '20-22, 1000 '20-22, DIESEL '20-22



FRONT HOOD STORAGE RACK

- Front curve helps keep cargo in place when traveling
- Provides additional protection
- Fully integrated pivots to gain under-hood access
- Requires Bumper Adapter 2207941 when used with 7" Display powered by RIDE COMMAND

» 2882690

XP 1000 '18-22, CREW XP 1000 '19-22, CREW 1000 '20-22, 1000 '20-22, DIESEL '20-22
DOES NOT FIT WITH BUMPER 2882531, REQUIRES 2207941 TO WORK WITH FRONT CAMERA



LOCK & RIDE BED EXTENDER/DIVIDER

- Extend or divide the cargo box
- Installs in any location in the box
- Multiple tie-down points available to secure cargo

» 2882752

XP 1000 '18-22, CREW XP 1000 '19-22, CREW 1000 '20-22, 1000 '20-22, DIESEL '20-22



CANVAS STORAGE - CREW

- Attaches easily to the rear of the front seat in your crew vehicle
- Provides storage pockets for a variety of items, ensuring they're always within reach

» 2889268

CREW XP 1000 '18-22, CREW '20-22, DIESEL '20-22

75+ COMBINATIONS TO MAKE IT YOUR OWN

With a full line of Lock & Ride accessories, you can haul more and do more. Use the chart below to see what combinations work together.

POLARIS RANGER STORAGE MATRIX XP 1000 / 1000 570 FULL-SIZE	LOCK & RIDE Tip-Down Headache Rack	LOCK & RIDE Cargomax System	LOCK & RIDE Bed Extender/Divider	LOCK & RIDE Storage Box	LOCK & RIDE Tool Rack	LOCK & RIDE Chainsaw Mount	LOCK & RIDE 60 Gallon Boomless Utility Sprayer	Cargo Bed Rear Winch	LOCK & RIDE Front Brushguard Storage Rack	LOCK & RIDE Tonneau Cover	Cargo Bed Mat	NEW RHINO-RACK Roof Rack - 3-Seat	NEW RHINO-RACK Bed Rack - 3-Seat & Crew	NEW RHINO-RACK Roof Rack - Crew
	2881531	2882177	2882752	2883279	2881533	2879354	2879799	2884215	2883971	2884218	2882751	2889236	2889236	2889237
LOCK & RIDE Tip-Down Headache Rack	✓	✓	✓	✓	✓	✓	✓	✓	✓	✓	✓	✓	✓	✓
LOCK & RIDE Cargomax System	✓	✓	✓	✓ ²	✓	✓	✓	✓	✓	✓	✓	✓	✓	✓
LOCK & RIDE Bed Extender/Divider	✓	✓	✓	✓	✓	✓	✓	✓	✓	✓	✓	✓	✓	✓
LOCK & RIDE Storage Box	✓	✓ ¹	✓	✓	✓	✓	✓	✓	✓	✓	✓	✓	✓	✓
LOCK & RIDE Tool Rack	✓	✓	✓	✓	✓	✓	✓	✓	✓	✓	✓	✓	✓	✓
LOCK & RIDE Chainsaw Mount	✓	✓	✓	✓	✓	✓	✓	✓	✓	✓	✓	✓	✓	✓
LOCK & RIDE 60 Gallon Boomless Utility Sprayer	✓	✓	✓	✓	✓	✓	✓	✓	✓	✓	✓	✓	✓	✓
Cargo Bed Rear Winch	✓	✓	✓	✓	✓	✓	✓	✓	✓	✓	✓	✓	✓	✓
LOCK & RIDE Front Brushguard Storage Rack	✓	✓	✓	✓	✓	✓	✓	✓	✓	✓	✓	✓	✓	✓
LOCK & RIDE Tonneau Cover	✓	✓	✓	✓	✓	✓	✓	✓	✓	✓	✓	✓	✓	✓
Cargo Bed Mat	✓	✓	✓	✓	✓	✓	✓	✓	✓	✓	✓	✓	✓	✓
NEW RHINO-RACK Roof Rack - 3-Seat	✓	✓	✓	✓	✓	✓	✓	✓	✓	✓	✓	✓	✓	✓
NEW RHINO-RACK Bed Rack - 3-Seat & Crew	✓	✓	✓	✓	✓	✓	✓	✓	✓	✓	✓	✓	✓	✓
NEW RHINO-RACK Roof Rack - Crew	✓	✓	✓	✓	✓	✓	✓	✓	✓	✓	✓	✓	✓	✓

¹ Storage box at front of cargo box if not used with Tip-down Headache Rack

² Storage box at front of cargo box

LOCK & RIDE QUICKSTRAP

- The quickest and most secure way to mount Polaris accessories
- Sold as a pair

» 2882187

ALL COOLERS, RANGER CARGO BOXES



LOCK & RIDE D-RINGS

- The most versatile Lock & Ride accessory - add as many as you need to secure your cargo with bungee cords or straps

» 2881545

ALL RANGER CARGO BOXES



3.8 cm x 4.6 m 2495 kg RATCHET STRAP

- Heavy-duty webbing
- 2,495 kg Maximum Load / Working Load

» 2884031

5.1 cm x 6.1 m 4536 kg RATCHET STRAP

- Heavy-duty webbing
- 4,536 kg Maximum Load / 1,497 kg Working Load

» 2884032

STORAGE

LOCK & RIDE CHAINSAW MOUNT

- Can be secured to the outside of the bed wall so your chainsaw is within reach at all times

» 2879354
XP 1000 '17-22, CREW XP 1000 '18-22, CREW 1000 '20-22, 1000 '20-22, DIESEL '20-22



LOCK & RIDE 227 L BOOMLESS UTILITY SPRAYER

» 2879799
XP 1000 '17-22, CREW XP 1000 '18-22, CREW 1000 '20-22, 1000 '20-22, DIESEL '20-22



BED ESSENTIALS

FIRE EXTINGUISHER HOLDER

- Only holds a 8.3 cm diameter extinguisher
- Quick release strap allows for easy use

» 2882158
XP 1000 '17-22, CREW XP 1000 '18-22, CREW 1000 '20-22, 1000 '20-22, DIESEL '20-22



ELECTRONIC CARGO BOX LIFT

» 2884141
XP 1000 '18-22, CREW XP 1000 '19-22, CREW 1000 '20-22, 1000 '20-22, DIESEL '20-22



RIDE & REPAIR ESSENTIALS KIT

» 2881207
XP 1000 '17-22, CREW XP 1000 '18-22, CREW 1000 '20-22, 1000 '20-22, DIESEL '20-22



CARGO BED MAT

- Non-slip surface to better secure loads and keep cargo bed clean

» 2882751
XP 1000 '18-22, CREW XP 1000 '19-22, CREW 1000 '20-22, 1000 '20-22, DIESEL '20-22



TOW & HAUL



TRAILER BALLS

» 5 cm WITH 1.9 cm SHANK 2877603
» 4.8 cm WITH 1.9 cm SHANK 2877602



5 cm BALL MOUNT

» 5 cm RECEIVER 2875320



3:1 HITCHES

» 5 cm x 5 cm RECEIVER 2830522
ALL RANGER MODELS
» 3 cm x 3 cm RECEIVER 2830523
ALL RANGER MODELS



» 4.8 cm REPLACEMENT BALL 2830524
ALL RANGER MODELS



TASK-SPECIFIC TOOLS

LOCK & RIDE TOOL RACK

- Attach on the inside or outside of the cargo bed

» 2881533
XP 1000 '17-22, CREW XP 1000 '18-22, CREW 1000 '20-22, 1000 '20-22, DIESEL '20-22



ORGANIZE & PROTECT

LOCK & RIDE STORAGE BOX

- Enough room to store all the tools you need to get the job done
- Internal organizational dividers keep gear from rolling around
- Easily detaches from vehicle

» 2883279
XP 1000 '17-22, CREW XP 1000 '18-22, CREW 1000 '20-22, 1000 '20-22, DIESEL '20-22




DO MORE:



COOLERS
P. 48



HUNT
P. 50



COLD WEATHER
P. 52



LIGHTING
P. 58

CONNECTED TECHNOLOGY

POLARIS RIDE COMMAND



PLAN. TRACK. SHARE. CONNECT.

PLAN YOUR RIDE

Plan an epic ride with stops along the way, customize and adjust your path to maximize your route. You can even share your planned route with friends.

WAYPOINTS

Follow user-defined locations to keep track of important locations like hunting stands or blinds, food plots, needed maintenance around the farm or ranch, and so much more.

INDUSTRY'S ONLY PLOW MODE

Allows for quicker snow removal with an adjusting plow position. When gear is in low, the plow automatically drops. When put in reverse, the plow automatically lifts.

BACK UP TO A TRAILER

The back-up camera now makes it easier and faster than ever to hook up a trailer, and automatically turns on when put in reverse.

AVAILABLE ON RIDE COMMAND MODELS & AS AN ACCESSORY 7" DISPLAY POWERED BY RIDE COMMAND



- **Bright, 7" touchscreen** visible in all conditions
- **Pre-Loaded Maps**
Available offline on the in-dash display so you always know where you are.
- **Route Planning**
Add points of interest and waypoints to make the most of your off-road adventure.
- **Camera Integration**
Navigate with full view of your surroundings. Use the integrated rear camera to see others behind you while riding.
- **Personalized Audio Experience**
Seamlessly pair your display via Bluetooth to wirelessly stream music and stay connected with call and text alerts.
- **Configurable Gauges**
Customize your ride experience with elevation, travel direction, fuel level and more to create relevant screens for you.
- **Plow Mode**
Included on XP 1000 '18-20 and CREW XP 1000 '19-20 models (see P. 52 for details).

» 2884072

XP 1000 '19-22, CREW XP 1000 '19-22, CREW 1000 '20-22, 1000 '20-22
SPEAKERS NOT INCLUDED. MUST CHOOSE AUDIO PACKAGE FOR AUDIO OUTPUT.

NEW RIDE COMMAND INSTALL MOUNT



- Necessary mount for your 7" Display Powered by RIDE COMMAND
- Seamless fit and finish
- Includes necessary wiring harness and reverse camera kits

» 2889309

XP 1000 '22, CREW XP 1000 '22, CREW 1000 '22, 1000 '22
FOR NORTHSTAR AND ALL OTHER MODELS WITHOUT 900 WATT

» 2889310

XP 1000 '22, CREW XP 1000 '22, CREW 1000 '22, 1000 '22
FOR 900 WATT STATOR

» 2889163 FALL AVAILABILITY
SP 570 '22

COMMON

3-SEAT & CREW /
2-SEAT & CREW

CONNECTED
TECHNOLOGY

ELECTRICAL
ACCESSORIES

COOLERS

HUNT

COLD WEATHER

PLOWS


LIGHTING

WHEELS & TIRES



ELECTRICAL ACCESSORIES

Polaris PULSE is a revolutionary way to provide additional power locations on your vehicle, and makes adding electrical accessories a snap. Electrical accessories are easier to install on the roof, with designated routing areas and plug and play connections.

Look for  to identify Polaris Pulse ready accessories.



ADD ELECTRICAL SYSTEM ACCESSORIES IN 4 EASY STEPS

STEP 1

CHOOSE A POLARIS PULSE READY ROOF	XP 1000/1000	CREW XP 1000/1000	SP 570	CREW SP 570
Premium Roof - Poly - Polaris Pursuit Camo	2882913	2883277	N/A	N/A
Premium Roof - Poly - Black	2882912	N/A	N/A	N/A
Sport Roof - Poly - Black	2882911	2883274	2885077	2885078

STEP 2

ADD THE POLARIS PULSE ROOF 6	XP 1000/1000	CREW XP 1000/1000	SP 570	CREW SP 570
Polaris PULSE Roof 6	2882904			
Polaris PULSE Wiring Harness - Crew Extension	N/A		2889185	

STEP 3 ADD ACCESSORIES*

POWER WINDOW DOORS	XP 1000/1000	CREW XP 1000/1000	SP 570	CREW SP 570
Power Window Doors - Poly - Black	2884338		N/A	
Polaris PULSE Wiring Harness - Crew Extension	N/A		2883231	

STEP 4 FINISHING TOUCH

CONCEAL WIRING FOR A FINISHED, COMFORTABLE LOOK	XP 1000/1000	CREW XP 1000/1000	SP 570	CREW SP 570
Premium Roof Liner	2882914	2883457	2885093	2885094

THE FOLLOWING ACCESSORIES EASILY PLUG INTO THE FACTORY INSTALLED POLARIS PULSE UNDER THE HOOD:

8-Vent Heater & Defrost System	XP 1000/1000 P. 28	SP 570 P. 78
Horn	P. 29	P. 78
Plow Controller	P. 30	P. 79
160 Watt, Waterproof AM/FM Bluetooth Audio System**	P. 34	P. 78
Light Bars	P. 58	P. 58



POLARIS PULSE UNDERHOOD BUS BAR - 6 POSITION 1000 ONLY

* If upgrading to more than three accessories attaching to the underhood PULSE location, replace 3-Position Bus Bar with the Polaris PULSE Underhood Bus Bar - 6 Position

» 2884183

CREW 1000 '20-22, 1000 '20-22, DIESEL '20-22

POLARIS FRONT PULSE BAR AND HARNESS

* This kit is required to install any electrical accessories on a base RANGER SP 570

» 2889185

SP 570 '22

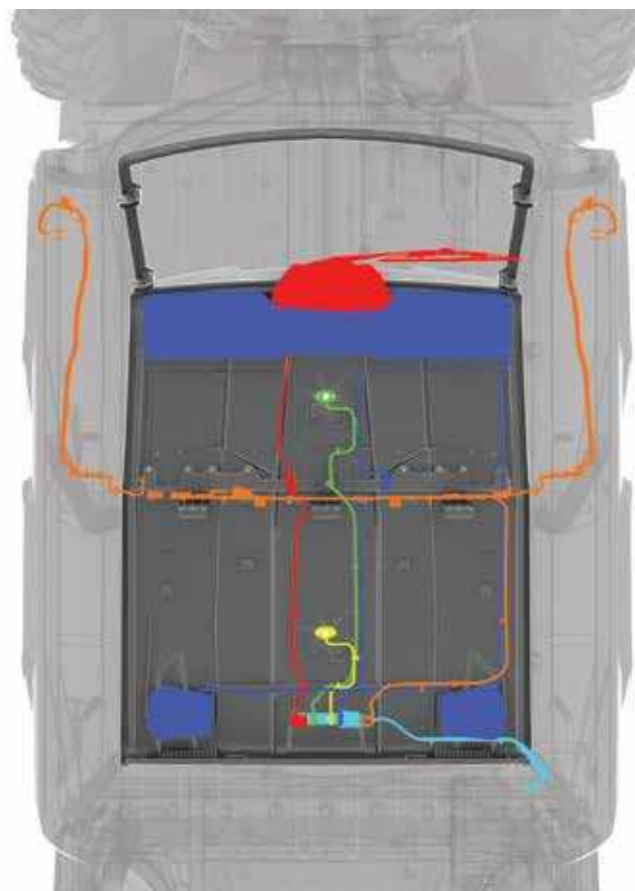
POLARIS PULSE BATTERY TENDER ADAPTER

* Connects your BatteryMINDER® or trickle charger to your vehicle

» 2884297

XP 1000 '18-21, CREW XP 1000 '19-22, CREW 1000 '20-22, 1000 '20-22, SP 570 '22, CREW SP 570 '22, DIESEL '20-22

POLARIS PULSE READY ROOF WIRING EXAMPLE



CREW XP 1000 POLARIS PULSE WIRING SHOWN

WINDSHIELD WIPER & WASHER SYSTEM	XP 1000/1000	CREW XP 1000/1000	SP 570	CREW SP 570
Windshield Wiper & Washer System	2883974		2885083	
Polaris PULSE Wiring Harness - Crew Extension	N/A		2883231	

AUDIO: VISOR AUDIO + REAR SPEAKERS	XP 1000/1000	CREW XP 1000/1000	SP 570	CREW SP 570
300 Watt AM/FM, Bluetooth Audio Visor with Four 16.5 cm Waterproof Speakers**	2882888		N/A	
Rear Overhead Speakers	2882876		N/A	
Polaris PULSE Wiring Harness - Crew Extension	N/A		2883231	

AUDIO: DASH RADIO & VISOR SPEAKERS	XP 1000/1000	CREW XP 1000/1000	SP 570	CREW SP 570
160 Watt, Waterproof AM/FM Bluetooth Audio System**	2882750		N/A	
300 Watt Overhead Audio Visor Speakers	2882891		N/A	
JBL® Dash Audio Kit	N/A		2885081	
Polaris PULSE Wiring Harness - Crew Extension	N/A		2883231	

MULTI-FUNCTION DOME LIGHT	XP 1000/1000	CREW XP 1000/1000	SP 570	CREW SP 570
Multi-Function Cab Light (Front)†	2882871		2889159	
Polaris PULSE Wiring Harness - Crew Extension	N/A		2883231	

*Add accessories to models without 7" Display Powered by RIDE COMMAND

**The FM Frequency range is from 88 to 108 and only on the odds (i.e. 88.1, 88.3, etc.)

†To add a Multi-Function Dome Light for rear passengers, add an additional 2882871



EASILY ADD LIGHTING

With Polaris PULSE it's easy to add RIGID and Pro Armor lighting to your RANGER. All LED Light bars listed on P. 58-59 are Polaris PULSE ready, making installation that much easier.

POLARIS PULSE LIGHT BAR WIRING LOCATIONS

FRONT BUMPER // ROOF - FRONT MOUNTED // ROOF - REAR MOUNTED // *CREW ROOF - REAR MOUNTED

*Requires Extension

RANGER XP 1000 / 1000	RANGER SP 570
1 LIGHT WITH 1 SWITCH	
TOP SELLER Polaris PULSE Wiring Harness - 1 LED Light Bar - 2883230	Polaris PULSE Wiring Harness - 1 LED Light Bar - 2889161
2 LIGHTS WITH 1 SWITCH	
TOP SELLER Polaris PULSE Wiring Harness - 1 LED Light Bar - 2883230 Y-Harness - 2879860	N/A
2 LIGHTS WITH 2 SWITCHES	
TOP SELLER Polaris PULSE Wiring Harness - 1 LED Light Bar - 2883230	Polaris PULSE Wiring Harness - 1 LED Light Bar - 2889161
TOP SELLER Polaris PULSE Wiring Harness - 1 LED Light Bar - 2883230	Polaris PULSE Wiring Harness - 1 LED Light Bar - 2889161
EXTENSIONS FOR CREW	
Polaris PULSE Wiring Harness - 1 LED Light Bar - Crew Extension 2883231	N/A

KEEP IT
ICE COLD

GRIZZLY TESTED.
POLARIS APPROVED.



This cooler is IGBC-approved, meaning it withstands the power expended by a typical grizzly bear if it was trying to get inside. Seriously, there are experts who know what a grizzly is capable of doing, and they certify our coolers can take it.



28, 57 & 99
LITER FEATURES

- ComfortCarry Handles
- TravelLock System
- EasyOut Drain System
- NoSlip Rubber Feet
- PolarWall Insulation
- IceLock Seal

POLARIS NORTHSTAR COOLERS CAN SURVIVE JUST ABOUT ANYTHING - FROM EXTREME HEAT TO A NASTY TUMBLE OFF A VEHICLE.



99 LITER
» GRAPHITE • 2883426
» DESERT • 2883392



57 LITER
» GRAPHITE • 2883425
» DESERT • 2881259



28 LITER
» GRAPHITE • 2883424
» DESERT • 2881315



14 LITER
» GRAPHITE • 2883968



NEW
19 LITER SOFT-SIDED COOLER
» 2889285

ESSENTIAL ACCESSORIES SO YOUR COOLER WORKS AS HARD AS YOU DO

COOLER ACCESSORIES		99 LITER	57 LITER	28 LITER	DON'T FORGET THESE ACCESSORIES		
	WIRE BASKET	2883648	2882185	2882438			
	DIVIDERS Doubles as cutting board	2883468 COMES WITH ONE DIVIDER 1 way to partition	2882184 COMES WITH TWO DIVIDERS 2 ways to partition	2882186 COMES WITH ONE DIVIDER 1 way to partition			
	SEAT CUSHION	NOT AVAILABLE	2882179	2882507			
	WHEELS	2883967	2882180	NOT AVAILABLE	<p>TUMBLERS</p> <p>» 887 mL (shown) • 2883394 » 591 mL • 2883393</p>	<p>LOCK & RIDE QUICKSTRAP</p> <p>» 2882187 ALL COOLERS AND POLARIS RANGER CARGO BOXES</p>	<p>BOTTLE OPENER</p> <p>» 2882183 ALL COOLERS</p>

PROTECTING YOUR ESSENTIAL GEAR SINCE 1943

KOLPIN STRONGHOLD SYSTEM

Polaris is proud to partner with Kolpin Outdoors, an industry leader in off-road accessories and the premier name in gun boots and mounts. If you need to secure a firearm while riding, simply attach the auto-latch mount and choose your Gun Boot.

IDEAL FOR SECURE TRANSPORT OF SCOPED RIFLES AND SHOTGUNS

STEP 1 CHOOSE YOUR MOUNT



LOCK & RIDE KOLPIN STRONGHOLD AUTO-LATCH DOUBLE BOOT MOUNT

- Precision angle adjustable for a custom fit
- Provides a quick and secure attachment point

- » DOUBLE BOOT MOUNT • 2883970
- » SINGLE BOOT MOUNT • 2884106



NEW RHINO-RACK® - GUN BOOT MOUNT

- Bracket used to mount Kolpin Stronghold Gun Boots to Rhino-Rack® systems when paired with Auto-Latch Mount (2884106), sold separately

» 2889337

XP 1000 '18-22, CREW XP 1000 '19-22, CREW 1000 '20-22, 1000 '20-22, DIESEL '20-22
REQUIRES AUTO-LATCH MOUNT 2884106 TO MOUNT TO VEHICLE
SEE P. 38 FOR MORE RHINO-RACK® PRODUCTS



LOCK & RIDE GUN RACK 6

- Adjustable to store guns at an angle or vertical (shown at angle)
- Holds six rifles or shotguns securely with soft rubber v-grips
- Stack is secured in place with a soft molded rubber inlay along the bottom of the rack
- Rack can be adjusted into three positions based on firearm height

» 2882159

XP 1000 '17-22, CREW XP 1000 '18-22, CREW 570 FULL SIZE '18-22, CREW 1000 '20-22, 570 FULL SIZE '17-22, 1000 '20-22, DIESEL '20-22

STEP 2 CHOOSE YOUR BOOTS



KOLPIN STRONGHOLD GUN BOOT XL

- Lockable and TSA approved
- Includes padded, zippered internal protective liner
- 132 cm L x 9.5 cm W x 26.7 cm H

» 2882036

REQUIRES AUTO-LATCH MOUNT 2883970 OR 2884106 TO MOUNT TO VEHICLE

KOLPIN STRONGHOLD GUN BOOT L

- 132 cm L x 12 cm W x 23.5 cm H

» 2882426

REQUIRES AUTO-LATCH MOUNT 2883970 OR 2884106 TO MOUNT TO VEHICLE



IN-CAB GUN MOUNT

- Gives you instant gun access in the field
- Mounts securely to the floor and adjusts up to 45° forward
- Robust, molded gun butt holder at base
- Quick-release barrel straps
- Easily removable
- Accommodates scope-equipped rifles

» 2883263

XP 1000 '18-22, CREW XP 1000 '19-22, CREW 1000 '20-22, 1000 '20-22, DIESEL '20-22
NORTHSTAR EDITION REQUIRES 2208023 HWD KIT TO INSTALL ON THE 2019 AND NEWER MODELS



CARGO BED REAR WINCH

- Assists lifting heavy objects like hay bales or big game up into rear cargo bed
- 136 kg winch mounts high on rear cab frame
- Equipped with 4.6 m of premium synthetic rope

» 2884215

XP 1000 '18-22, CREW XP 1000 '19-22, CREW 1000 '20-22, 1000 '20-22, DIESEL '20-22



KOLPIN RHINO GRIPS IDEAL FOR CARRYING RIFLES, SHOTGUNS, BOWS AND CROSSBOWS



LOCK & RIDE RHINO GRIP PRO

» 2884107

ALL RANGER MODELS (EXCEPT 150 EFI)



LOCK & RIDE RATCHETING RHINO GRIP

» 2881575

ALL RANGER MODELS (EXCEPT 150 EFI)



LOCK & RIDE RHINO GRIP XLR

» 2881574

ALL RANGER MODELS (EXCEPT 150 EFI)



LOCK & RIDE RHINO GRIP XLR DOUBLES

» 2889166

ALL RANGER MODELS (EXCEPT 150 EFI)



RHINO GRIP PRO REPLACEMENT RUBBER STRAPS (2)

» 2884109

RHINO GRIP PRO



RHINO GRIP XLR REPLACEMENT RUBBER STRAPS (2)

» 2889204

RHINO GRIP XL



POLARIS PURSUIT CAMO SxS FIELD COVER

- Full-coverage camo print cover hides your side-by-side while in the field
- Lightweight material protects your RANGER from inclement weather

» 2882160

XP 1000 '18-22, EV '11-22, 570 FULL SIZE '17-22, 570 '14-21, SP 570 '22, 500 '11-22, 1000 '20-22, DIESEL '20-22

Never transport a loaded firearm. Verify firearm is unloaded prior to mounting. Please refer to local laws and regulations regarding the requirements for the legal transport of firearms.

COLD WEATHER

GET READY FOR WINTER WITH PLOWS AND TRACKS. SEE P. 54 FOR PLOW DETAILS

POLARIS PLOW MODE

EXCLUSIVE TO RANGER XP 1000 RIDE COMMAND FOR 2020-2022

7" DISPLAY POWERED BY RIDE COMMAND

SEE P. 44

» 2884072

XP 1000 '19-22, CREW XP 1000 '19-22, CREW 1000 '20-22, 1000 '20-22

Plow mode functionality does not control hydraulic lift and angle



PLOW IS AUTOMATICALLY LOWERED WHEN SHIFTING INTO LOW



PLOW IS AUTOMATICALLY RAISED WHEN SHIFTING INTO REVERSE



BACK DRAG MODE ALLOWS FOR PULLING SNOW AWAY FROM BUILDINGS



PROSPECTOR PRO TRACK MOUNT KIT

• Install this track system mounting hardware in place of tires and wheels. Tracks sold separately.

» 2889425 **NEW**
XP 1000 '21-22, CREW XP 1000 '21, CREW 1000 '20-22, 1000 '21-22. FITS MODELS WITH NON-HIGH CLEARANCE A-ARMS

» 2882783
XP 1000 '18-21, CREW XP 1000 '19-21, CREW 1000 '20-21, 1000 '20-21

» 2889426 **NEW**
XP 1000 '21-22, CREW XP 1000 '21-22. FITS MODELS WITH HIGH CLEARANCE A-ARMS

» 2880071
CREW 570-4 '15-21, 570 '14-21, 500 '17-22

» 2889196
SP 570 '22

PROSPECTOR PRO TRACK

» 2880758
570 '14-21 WITH EPS, CREW 570 '14-21 WITH EPS, SP 570 '22, CREW SP 570 '22

» 2880757
CREW 570-4 '14-21, 570 '14-21, 500 '17-22

» 2883313
XP 1000 '18-22, CREW XP 1000 '18-22, CREW 1000 '20-22, 1000 '20-22

If using Glacier Pro Plow System with tracks, Track Plow Extension is required (2889267)

For year-round use, Polaris recommends the use of Intake Update Kit (2880673) on any RANGER XP 1000 '17, RANGER XP 1000 CREW '14-18 with tracks installed. To keep intake system working optimally, this kit pre-filters out fine snow and dust.

POLARIS-SPECIFIC GEARING PROVIDES 1:1 RATIO TO:

- Minimize track slip, providing better climbing ability and improved traction in deep snow
- Improve top speed over prior models by approximately 5%
- Reduce operating RPM for a quieter ride
- Improve driveline durability, which allows vehicle to run at a lower RPM, decreasing engine wear

New front dual stabilizer for improved stability



Polaris Exclusive optimized hub geometry that minimizes feedback and eases steering effort

Lightweight design provides for better flotation, eases steering effort, and provides better vehicle control

Otter®



FEATURES

- Fits 1-2 people
- 2.46 square meter
- Set up dimensions: 170.2 L x 151.1 W x 199.4 H cm
- Cover included
- 2 top sealable vents
- Front entry door with dual coil zippers
- 2 sewn-in TPU crack resistant windows
- Insulated corners for complete coverage
- Interior draft skirt with extra-long perimeter

POLARIS RANGER COMPATIBLE MODELS



XP 1000 '15-22, CREW XP 1000 '16-22, CREW 1000 '20-22, 1000 '20-22




CREW 570 FULL SIZE '18-22, 570 FULL SIZE '17-22

LOCK & RIDE

Polaris XT Pro Lodge by Otter®

» 2882199

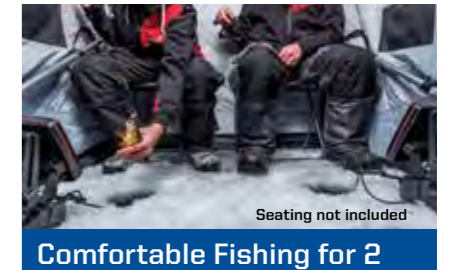
VEHICLE WITH TRACKS WILL REDUCE SITTING SPACE IN HOUSE SLIGHTLY



LOCK & RIDE Easy On & Off



Room for Ice Fishing Gear



Comfortable Fishing for 2
Seating not included

EASY SET UP




OUTER SHELL
Provides outstanding wind and light blocking capabilities

INNER LINING
The full thermal quilted inner shell provides higher lofting while locking in heat and virtually eliminating condensation



LIGHTWEIGHT
Oversized square tube aluminum frame with anodized receiver tubes and ultra-glide operation



"The full-thermal Otter Ice House from Polaris sets up in minutes, is spacious enough for two anglers to fish in comfort and stows quickly on the back of your RANGER. It is the premium shelter solution for ice anglers that rely on their Polaris RANGER for mobility out on the ice."

- James Holst, InDepth Outdoors

Otter is a registered trademark of Otter Outdoors, LLC

REAR 27" TIRE CHAINS

- Improve traction in deep snow and icy terrain
 - Designed to fit on the 11" wide rear tires of the RANGER XP 1000
- » 2889242

GLACIER PRO HD PLOW SYSTEM

HYDRAULIC CONTROL FOR EXTREME SNOW REMOVAL

A robust frame and tough blades, combined with a convenient hydraulic angle system, allow your Glacier Pro HD to move serious snow while you remain comfortable. Thanks to Lock & Ride technology, the Pro HD comes standard with a convenient kickstand attachment to the plow frame, giving you the easiest attachment.

XP 1000/1000 PLOW SYSTEMS (REQUIRES WINCH, SOLD SEPARATELY)

Choose a Glacier Pro HD Plow System, designed to help you get the most out of your RANGER during snowy months. Select a system based on your plowing needs with premium add-ons including a hydraulic lift system or additional plow accessories.

NEW GLACIER PRO HD PLOW SYSTEM WITH HYDRAULICS & ACCESSORIES

- System includes:
- Frame (2883255)
 - 183 cm Poly Plow (2879317)
 - Hydraulic Angle (2885103)
 - Hydraulic Controller (2883247)
 - Plow Markers (2872726)
 - Back Drag Bar (2889329)
 - Plow Extensions (2889328)

» 3880002
XP 1000 '18-22, CREW XP 1000 '19-22, CREW 1000 '20-22, 1000 '20-22
REQUIRES LIFT METHOD: SEE WINCHES

NEW GLACIER PRO HD PLOW SYSTEM WITH HYDRAULICS

- System includes:
- Frame (2883255)
 - 183 cm Poly Plow (2879317)
 - Hydraulic Angle (2885103)
 - Hydraulic Controller (2883247)
 - Plow Markers (2872726)

» 3880003
XP 1000 '18-22, CREW XP 1000 '19-22, CREW 1000 '20-22, 1000 '20-22
REQUIRES LIFT METHOD: SEE WINCHES

NEW GLACIER PRO HD PLOW SYSTEM

- System includes:
- Frame (2883255)
 - 183 cm Steel Plow (2879874)

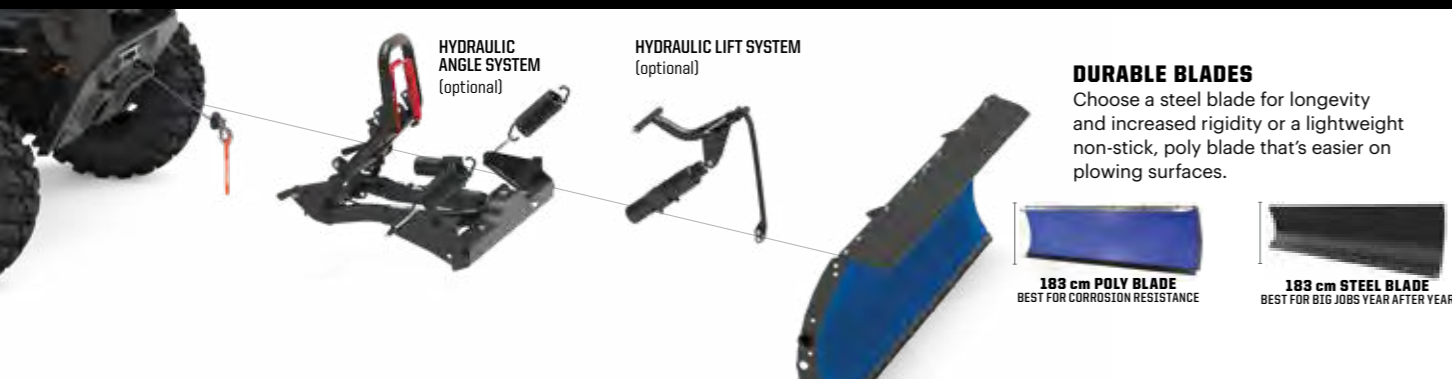
» 3880004
XP 1000 '18-22, CREW XP 1000 '19-22, CREW 1000 '20-22, 1000 '20-22
REQUIRES LIFT METHOD: SEE WINCHES

BUILD YOUR XP 1000/1000 PLOW SYSTEM

» 183 cm Blades

» Choice of poly or steel

» Hydraulic lift & angle system option



BUILD YOUR PLOW SYSTEM	STEP 1 SELECT A MOUNT	STEP 2 SELECT A FRAME	STEP 3 SELECT PLOW CONFIGURATION	STEP 4 SELECT A BLADE
MODELS	MOUNT	FRAME	HYDRAULICS	WINCHES
XP 1000 '18-22 CREW XP 1000 '19-22 1000 '20-22 CREW 1000 '20-22	Not Required Integrated into Factory Bumper NON EPS RANGER 1000 REQUIRES FRONT BUMPER	NEW 2889308 <small>FALL AVAILABILITY</small> Track Extension 2879871 Replacement T Shear Pin 2204829 Glacier Pro HD Kickstand System 2207382	Hydraulic Lift System 2883410 Glacier Pro HD Plow Hydraulic Angle System 2885103 TOP SELLER Power Controller Required for hydraulic components 2883247	Polaris Pro HD 2,722 kg Winch 2882710 TOP SELLER Polaris Pro HD 2,041 kg Winch 2882711 Power Controller Winch Adapter 2884159
				183 cm Poly 2879317 TOP SELLER 183 cm Steel 2879874

SELECT ACCESSORIES

PLOW BLADE SNOW DEFLECTOR

- » 183 cm • 2858541
- » 168 cm • 2879866
- » 152 cm • 2871808

HEAVY-DUTY SNOW PLOW DEFLECTOR

- » 183 cm • 2884160

QUICK RELEASE SKID SHOES

- Helps prevent blade wear
- Hardened steel for industrial strength
- » 2205223

COIL SPRING SPACER

- Keep the front end of the vehicle up and improve ride quality when using a plow on strut or A-Arm vehicles
- » 2872655

NEW WINTER AVAILABILITY GLACIER 6" PLOW EXTENSIONS

- 6" steel plow extensions that attach to the side of 66" and 72" Glacier Pro HD plows
- » 2889328

WEAR BARS

- Protect your plow blade and minimize wear on the actual blade
- » 183 cm • 2204976
- » 168 cm • 2879867
- » 152 cm • 2877243
- » HD 183 cm • 2879875
- » HD • 2879868

NEW PLOW BACK DRAG BAR

- Has a hinged, rear facing cutting edge that improves back dragging performance and allows the bar to float when plowing forward to reduce wear and tear
- » 2889329

QUICK RELEASE SKID SHOES

- Helps prevent blade wear
- Hardened steel for industrial strength
- » 2208864

PLOW MARKER

- Helps driver monitor plow blade position
- Sold in pairs
- » 2872726

PLOW LINK

- » 2204974

POLARIS SP 570 PLOW SYSTEMS (REQUIRES WINCH, SOLD SEPARATELY)

NEW GLACIER PRO HD PLOW SYSTEM WITH HYDRAULICS

- System includes:
- Frame (2880260)
 - 183 cm Steel Plow (2880270)
 - Hydraulic Angle (2885104)
 - Hydraulic Controller (2889162)
 - Plow Markers (2872726)

» 3880006
SP 570 '22 & CREW SP 570 '22
REQUIRES LIFT METHOD: SEE WINCHES

NEW GLACIER PRO HD PLOW SYSTEM (NON BASE MODELS)

- System includes:
- Frame (2880260)
 - 188 cm Poly Plow (2880269)

» 3880007
SP 570 '22 & CREW SP 570 '22
REQUIRES LIFT METHOD: SEE WINCHES AND HYDRAULIC LIFT OPTION

NEW GLACIER PRO HD PLOW SYSTEM (BASE MODELS ONLY)

- System includes:
- Mount (2880261)
 - Frame (2880260)
 - 188 cm Poly Plow (2880269)

» 3880008
SP 570 '22 & CREW SP 570 '22
REQUIRES LIFT METHOD: SEE WINCHES AND HYDRAULIC LIFT OPTION

BUILD YOUR SP 570/570/500/570 FULL-SIZE PLOW SYSTEM

» 183 cm or 168 cm Blades

» Choice of poly or steel

» Hydraulic angle system option



BUILD YOUR PLOW SYSTEM	STEP 1 SELECT A MOUNT	STEP 2 SELECT A FRAME	STEP 3 SELECT PLOW CONFIGURATION	STEP 4 SELECT A BLADE
MODELS	MOUNT	FRAME	HYDRAULICS	WINCH
570 FULL-SIZE '16-22 CREW 570 FULL-SIZE '16-22 500 '10-22 570/CREW 570 '10-21 LI-ION EV & EV '15-22	2880261	TOP SELLER 2880260 Track Extension 2880267 Replacement Shear Pin 2205527	Glacier Pro HD Plow Hydraulic Angle System 2885104 Power Controller 2879227 NO SHIFTER TO MOUNT CONTROLLER ON EV REQUIRED FOR HYDRAULIC COMPONENTS	Polaris Pro HD 2,041 kg Winch 2882238 Polaris Pro HD 2,041 kg Winch 2885096 <small>FALL AVAILABILITY</small>
				TOP SELLER 183 cm Steel 2880270 168 cm Poly 2880269 TOP SELLER Steel 2880268

CHOOSE A PLOW SYSTEM

BUILD A PLOW SYSTEM

COMMON

3-SEAT & CREW / 2-SEAT & CREW

CONNECTED TECHNOLOGY

ELECTRICAL ACCESSORIES

COOLERS

HUNT

COLD WEATHER

PLOWS

LIGHTING

WHEELS & TIRES

GLACIER HD PLOW SYSTEM

MAKE QUICK WORK OF THE SMALLER JOBS

Move some snow with the sturdy and capable Glacier HD plow system, and discover why a major snowfall can be the highlight of your week. With a robust frame, beefy poly and steel blade options, convenient Lock & Ride mounting and dismounting and amazing value, Glacier HD is a great choice in the dead of winter.



3-SEAT & CREW

» 183 cm or 168 cm Blades


» Choice of poly or steel

» Manual angle system standard

2-SEAT & CREW 570 FULL-SIZE & CREW


» 168 cm Blades

» Choice of poly or steel



BLADE MATERIAL

Durable poly and steel blades are designed to push more. Choose a steel blade for longevity and increased rigidity or a lightweight non-stick, poly blade that's easier on plowing surfaces.



BUILD A PLOW SYSTEM				
MODELS	STEP 1 SELECT A MOUNT	STEP 2 SELECT A FRAME	STEP 3 SELECT A LIFT METHOD	STEP 4 SELECT A BLADE
XP 1000 '18-22 CREW XP 1000 '19-22 1000 '20-22 CREW 1000 '20-22 <small>NOT COMPATIBLE WITH 29" OR LARGER TIRES</small>	Not Required Integrated into Factory Brushguard <small>NON EPS RANGER 1000 REQUIRES FRONT BUMPER</small>	NEW 2889307 <small>FALL AVAILABILITY</small> Replacement Shear Pin 2205527	<small>TOP SELLER</small> Polaris HD 2,041 kg Winch 2882714	183 cm Steel 2880270 168 cm Poly 2880269 <small>TOP SELLER</small> 168 cm Steel 2880268

BUY A PLOW SYSTEM

NEW GLACIER HD PLOW SYSTEM

System includes:
 • Frame (2882927)
 • 183 cm Steel Plow (2880270)
 » 3880005
 XP 1000 '18-22, CREW XP 1000 '19-22, CREW 1000 '20-22, 1000 '20-22
 REQUIRES LIFT METHOD; SEE WINCHES AND HYDRAULIC LIFT OPTION

BUILD A PLOW SYSTEM				
MODELS	STEP 1 SELECT A MOUNT	STEP 2 SELECT A FRAME	STEP 3 SELECT A LIFT METHOD	STEP 4 SELECT A BLADE
570 FULL-SIZE '16-22 CREW 570 FULL-SIZE '16-22 500/ETX '10-22 570/CREW 570 '10-21 LI-ION EV & EV '15-22	2879105	NEW 2889307 <small>FALL AVAILABILITY</small>	<small>TOP SELLER</small> Polaris HD 1,588 kg Winch 2881669	168 cm Poly 2880269 <small>TOP SELLER</small> 168 cm Steel 2880268
SP 570/CREW SP 570 '22	NEW 2889577 <small>FALL AVAILABILITY</small> NEW 2889195 <small>WINTER AVAILABILITY</small> <small>NOT REQUIRED ON PREMIUM AND NORTHSTAR EDITION MODELS</small>	Replacement Shear Pin 2205527	Polaris Pro HD 2,041 kg Winch 2885096 <small>FALL AVAILABILITY</small>	

BUY A PLOW SYSTEM

NEW GLACIER HD PLOW SYSTEM

System includes:
 • Frame (2882927)
 • 188 cm Steel Plow (2880268)
 » 3880009
 SP 570 '22 & CREW SP 570 '22
 REQUIRES LIFT METHOD; SEE WINCHES

SELECT ACCESSORIES

- WEAR BARS**
- Protect your plow blade and minimize wear on the actual blade
 - » 183 cm • 2204976
 - » 168 cm • 2879867
 - » 152 cm • 2877243
 - » HD 183 cm • 2879875
 - » HD 168 cm • 2879868

- PLOW BLADE SNOW DEFLECTOR**
- » 183 cm • 2858541
 - » 168 cm • 2879866
 - » 152 cm • 2871808

- HEAVY-DUTY SNOW PLOW DEFLECTOR**
- » 183 cm • 2884160

- QUICK RELEASE SKID SHOES**
- Helps prevent blade wear
 - Hardened steel for industrial strength
 - » 2208864

- COIL SPRING SPACER**
- Keep the front end of the vehicle up and improve ride quality when using a plow on strut or A-Arm vehicles
 - » 2872655

- QUICK RELEASE SKID SHOES**
- Helps prevent blade wear
 - Hardened steel for industrial strength
 - » 2208864

- PLOW MARKER**
- Helps driver monitor plow blade position
 - Sold in pairs
 - » 2872726

- GLACIER PLOW LINK**
- » 2204974

COMMON

3-SEAT & CREW / 2-SEAT & CREW

CONNECTED TECHNOLOGY

ELECTRICAL ACCESSORIES

COOLERS

HUNT

COLD WEATHER

PLOWING

LIGHTING

WHEELS & TIRES



POLARIS ENGINEERED ADVANTAGES

MOUNTS PERFECTLY
Designed for your Polaris Engineered bumper, roof or other mounting point.

MAX PERFORMANCE
Validated to work as hard as your machine does.

DOESN'T OVERTAX
Trust it to work when you need it to.

PRO ARMOR



ADVANCED TECH

RIGID lights are driven by Aluminum PCB Smart Boards™, 6063-T5 aircraft aluminum extruded housings and Tiger Drylac UV protection polyester powder-coating.

EXCLUSIVE OPTICS

RIGID lights feature impact-resistant polycarbonate lenses for a 100% water/dust proof seal.

RUGGED CONSTRUCTION

Pro Armor lights are designed to be big and beefy with an aggressive style all their own, and housed in IP67 marine-grade rated UV polyester powder coating.

MASSIVELY BRIGHT

Pro Armor builds bright lights designed for any riding experience. All that power is directed through heat dissipating aluminum for streamlined heat management.

LIGHT BAR TYPES



SR-SERIES PRO

Sleek, powerful, low-profile (under 5 cm tall). Lights extreme distances with low energy usage.
Available in 25 cm & 81 cm



D-SERIES PRO

Compact to fit almost anywhere with high output and low energy usage.
Available in Driving, Flood & Spot



DUAL-ROW LED LIGHT BARS

The most spread and farthest illumination downrange. Easy to mount.
Available in Cube, 25 cm, 50 cm & 76 cm



SINGLE-ROW LED LIGHT BARS

Powerful, compact, low-profile light bars with sleek look.
Available in 28 cm, 84 cm & 102 cm



CUBE LED LIGHTS

Small size allows mounting in strategic locations for added lighting.
Available in Flood & Spot

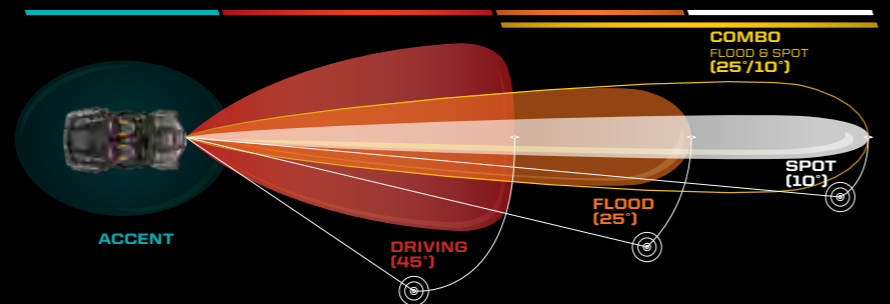
LIGHT BAR OPTIONS



BUILD YOUR VISION

Consider the optics, angle & how you will use your vehicle to choose the right light or set of lights.

OPTICS LIGHT ANGLE	ACCENT	DRIVING (45°)	FLOOD (25°)	SPOT (10°)	COMBO (25°/10°)
DRIVING SPEED	All	Slow	Medium	Fast	Medium to fast
BEAM	Diffused glow	Extra-wide	Wide/Shorter	Concentrated/Long	Inner spot & outer flood
RECOMMENDED MOUNTING	Low/Wheel well	All points	Low &/or rear	High points	All points
TERRAIN & RIDING STYLE	Added style & personalization in any terrain	All riding & utility	Wide-open terrain or trails & utility	Trail & tight conditions	All riding & utility



ADD A HARNESS TO MOUNT YOUR LIGHTS

MODEL	LIGHT BAR SET-UPS		
	1 LIGHT IN 1 LOCATION ON 1 SWITCH	2 LIGHTS IN 2 LOCATIONS ON 1 SWITCH	2 LIGHTS IN 2 LOCATIONS ON 2 SWITCHES
EV '15-'22, CREW 570-4 '15-'21, CREW 570 FULL SIZE '18-'22, 570 FULL SIZE '17-'22, 570 '15-'21, 500 '17-'22	Requires Battery Connection Cable TOP SELLER LIGHT BAR HARNESS 2882209	Requires Battery Connection Cable TOP SELLER LIGHT BAR HARNESS 2882209 Y-HARNESS 2879860	Requires Battery Connection Cable TOP SELLER LIGHT BAR HARNESS (x2) 2882209
SP 570 '22 NON-PREMIUM AND NON-NORTHSTAR MODELS REQUIRE BATTERY CONNECTION CABLE	SEE P. 46 FOR PULSE ELECTRICAL SYSTEM WIRING CONNECTIONS		
XP 1000 '18-'21, CREW XP 1000 '19-'21, 1000 '20-'21 & CREW 1000 '20-'21, DIESEL '20-'22			

1 LED LIGHT BAR WIRING HARNESS - REAR FACING CREW EXTENSION

- » 2883854
XP 1000 '20-'22, CREW XP 1000 '19-'22, CREW 1000 '20-'22
- » BATTERY CONNECTION CABLES
3-SEAT & CREW 2-SEAT & CREW
- » 3-SEAT • 2879388
XP 1000 '17
- » CREW • 2879685
CREW XP 1000 '17-18
- » 2-SEAT • 2879990
EV '15-'22, 570 '15-'21, 500 '17-'22
- » CREW • 2880929
CREW 570-4 '15-'21
- » 570 • 2881684
EV '15-'22, 570 '15-'21, 500 '17-'22
- » SP 570 • 2889185
SP 570 SPORT '22, CREW SP 570 SPORT '22

ADD A BEACON LIGHT FOR 360° ILLUMINATION



COMMON

3-SEAT & CREW / 2-SEAT & CREW

CONNECTED TECHNOLOGY

ELECTRICAL ACCESSORIES

COOLERS

HUNT

COLD WEATHER

PLOWS

LIGHTING

WHEELS & TIRES

TIRES

THE RIGHT TIRES

FOR WORK. Pro Armor Utility Tires are built to provide exactly what you need for your application. Looking for a high-kilometer work horse with low-impact? We've got those too. Wanting the most extreme puncture resistance? Check.

"We use our RANGER every day around the farm. We put the Pro Armor HARVESTER Tires on last fall and love them! We have received better traction as well as a gentler and quieter ride compared to the stock tires, whether around the yard or out to the fields. They are so gentle on the lawn; we don't worry about driving the kids anywhere around the farm. We've had them on for a year and can't even see wear and tear. These are the best tires for my RANGER."

Bob S. - Barron, Wisconsin



PRO ARMOR HARVESTER

- All-around work horse with tread life of 8047 km
- Tread pattern designed to withstand anything from the farmyard to the pastures and the trail
- With 10-ply, it can carry the load day in and day out

	TREAD DEPTH	TIRE WEIGHT	PLY RATING	SIDEWALL BELTS	LOAD RATING			
12" ↑ ↓	16 mm	26" x 8" R12 5416396	FRONT	10	3	11 kg	388 kg	
12" ↑ ↓		26" x 10" R12 5415966	REAR			15 kg		615 kg
14" ↑ ↓		27" x 10" R14 5415965	FRONT/REAR			15 kg		599 kg
14" ↑ ↓		28" x 10" R14 5416347	FRONT/REAR			15 kg		630 kg



PRO ARMOR XD-K

- 26" Aramid fiber-belted tire to tackle any terrain
- Unique full-face tread design
- Harder durometer lugs promotes extended wear, increasing tire life

	TREAD DEPTH	TIRE WEIGHT	PLY RATING	SIDEWALL BELTS	LOAD RATING		
12" ↑ ↓	31.7 mm	26" x 9" R12 5415756	FRONT	10	3/1 Aramid Fiber Belt	13 kg	388 kg
12" ↑ ↓		26" x 11" R12 5415757	REAR			15 kg	499 kg



PICKING THE RIGHT UTILITY TIRE				
UTILITY FEATURE	PRESERVE	HARVESTER	XD-K	HD-K
8,047 Kilometer Rated Long life and performance	X	X		
10-Ply Rated Higher ply ratings means added protection	X	X	X	X
Low Impact Tread Easy on soil	X			
Heavy-Duty Tread Aggressive tread pattern for all day work on farms or ranches		X	X	X
Turf-Friendly Easy on grass and farm yard	X	X		
Aramid Fiber Belt 5x times stronger than steel and lighter			X	X
Size Options For exactly how you want to use your machine	26"; 27"	26"; 27"; 28"	26"	29"



PRO ARMOR PRESERVE

- Turf-friendly for areas where low-impact from tire tread is needed
- Rounded profile and special tread pattern to limit footprint

	TREAD DEPTH	TIRE WEIGHT	PLY RATING	SIDEWALL BELTS	LOAD RATING		
12" ↑ ↓	16 mm	26" x 8" R12 5416403	FRONT	10	3	11 kg	388 kg
12" ↑ ↓		26" x 10" R12 5416402	REAR			13 kg	599 kg
14" ↑ ↓		27" x 10" R14 5416348	FRONT/REAR			13 kg	599 kg



PRO ARMOR HD-K

- Designed to provide a smooth ride and aggressive traction in all riding terrains
- Triple-belted sidewall provides extreme protection and extends the tire life
- Quad belt tread core offers superior protection and longer tread life

	TREAD DEPTH	TIRE WEIGHT	PLY RATING	SIDEWALL BELTS	LOAD RATING		
14" ↑ ↓	31.75 mm	29" x 10" R14 5417507	FRONT/REAR	10	3/1 Aramid	18 kg	598 kg



COMMON

3-SEAT & CREW / 2-SEAT & CREW

CONNECTED TECHNOLOGY

ELECTRICAL ACCESSORIES

COOLERS

HUNT

COLD WEATHER

PLOWS

LIGHTING

WHEELS & TIRES


TIRES



PRO ARMOR CRAWLER XR

- Premium grip for all terrains, from the trail to the rocks
- Square block profile for even surface contact
- A tougher durometer than the XG to take on the toughest the trail has to offer

	TREAD DEPTH	TIRE WEIGHT	PLY RATING	SIDEWALL BELTS	LOAD RATING
14" 28" x 10" R14 5415536	FRONT/REAR 16 mm	15 kg	8	3	517 kg



WHEEL SIZE
14"

XR

SINGLE DUROMETER

- Smaller lug height, added rigidity and lateral stability when cornering
- Unique lug design excels in hard pack, fast terrain



PRO ARMOR CRAWLER XG

- Built to crawl over all obstacles, both large and small
- A soft, sticky compound makes this tire ideal for both rock crawling and desert running
- 8-ply, triple-belted ballistic sidewalls resist punctures

	TREAD DEPTH	TIRE WEIGHT	PLY RATING	SIDEWALL BELTS	LOAD RATING
15" 28" x 10" R15 5416346	FRONT/REAR 20 mm	15 kg	8	3	499 kg



WHEEL SIZE
15"

XG

DUAL-DUROMETER

- Taller lug height and dual-durometer construction
- Perfect balance between high-speed performance, durability and flex in order to grip slick rock



WHAT CRAWLER ARE YOU?



PRO ARMOR DUAL-THREAT

- Dual-compound technology and radial construction offer performance in all terrains
- Softer durometer rubber on outer edge for overall superior grip and feel
- Harder durometer rubber in the middle for increased traction during acceleration and longer tread life

	TREAD DEPTH	TIRE WEIGHT	PLY RATING	SIDEWALL BELTS	LOAD RATING
14" 26" x 9" R14 5416340	FRONT	12 kg	10	3	413 kg
14" 26" x 11" R14 5416341	REAR	14 kg			504 kg
14" 29" x 9" R14 5416342	FRONT	14 kg			504 kg
14" 29" x 11" R14 5416343	REAR	16 kg			599 kg

14"
14"
14"
14"



WHEEL SIZE
14"

DUAL-COMPOUND = MORE GRIP + LONGER LIFE

Firmer Durometer Rubber = Longer Life

Softer Durometer Rubber = More Grip



PRO ARMOR ATTACK 2.0

- Engineered for excellent hard pack performance
- Dual-compound technology and radial construction offer performance in all terrains.
- Tight tread pattern for quieter ride

	TREAD DEPTH	TIRE WEIGHT	PLY RATING	SIDEWALL BELTS	LOAD RATING
15" 28" x 10" R15 5416344	FRONT/REAR 25 mm	15 kg	10	3	499 kg

15"



WHEEL SIZE
15"

TIGHTER TREAD PATTERN = Better traction in hard pack

DUAL-DUROMETER LUG = Increased grip & traction in rough terrain, smoother ride in all terrain

10-PLY RATED = Increased durability

LARGER SIZE OFFERING IN 28" = More ground clearance & trail traction



PRO ARMOR MUD XC

- Designed as the perfect mud-trail crossover for a smooth ride on the trail and aggressive traction in the mud
- Dual-compound technology with harder durometer lugs promote extended wear, increasing tire life
- 10-ply construction means added protection in the toughest terrain

	TREAD DEPTH	TIRE WEIGHT	PLY RATING	SIDEWALL BELTS	LOAD RATING
14" 27" x 9" R14 5416947	FRONT	14 kg	10	3	531 kg
14" 27" x 11" R14 5416948	REAR	15 kg			599 kg
14" 29" x 10" R14 5416946	FRONT/REAR	18 kg			630 kg

14"
14"
14"



WHEEL SIZE
14"



PRO ARMOR ATTACK

- The best all-purpose tire for all-season traction in any terrain
- Unique, full-face tread design
- Harder durometer lugs promote extended wear, increasing tire life
- Wider spaced lugs provide more grip in softer terrain

	TREAD DEPTH	TIRE WEIGHT	PLY RATING	SIDEWALL BELTS	LOAD RATING
14" 26" x 9" R14 5415613	FRONT	13 kg	8	3	413 kg
14" 26" x 11" R14 5415614	REAR	15 kg			599 kg

14"
14"



WHEEL SIZE
14"

KNOW YOUR TERRAIN



- Tread patterns optimized for extreme traction
- Ideal for both hard pack and loose trail



- Flexible "grippy" tread
- Aggressive side bite



- Provides traction and durability
- Built to perform in hard sand, jagged rocks or any other extreme terrain



- Extra deep treads
- Self-cleaning lugs



- Paddles provide traction and durability in soft sand
- Built to float on top of sand



- Triple-belted sidewalls to resist puncture
- Purpose-built, long lasting tread patterns



- Handles extreme cold
- Holds shape and provides traction

WHEEL & TIRE SETS

14" 40-SERIES	UTILITY			DESERT/ROCK		MUD/TRAIL	
	HARVESTER 27" 8,047 km	HARVESTER 28" 8,047 km	PRESERVE 27" 8,047 km	CRAWLER XR 28" 4,828 km	MUD XC 27" 4,828 km	MUD XC 29" 4,828 km	
4201 Accent	2882388	2883225	2883208	2882394	2884272	2884265	
4201 Matte Black	2882389	2883226	2883209	2882395	2884273	2884266	
4202 Accent	2882383	2883220	2883203	2881343	2884267	2884260	
4202 Matte Black	2882384	2883221	2883204	2881344	2884268	2884261	
4203 BEADLOCK Matte Black BEADLOCKS SOLD SEPARATELY				2881386			
4204 Accent	2882385	2883222	2883205	2881355	2884270	2884263	
4204 Matte Black	2882386	2883223		2881356	2884271	2884264	
4205 Luster				2881371			
4205 Matte Black	2882387	2883224	2883207	2881372	2884269	2884262	
4301 BEADLOCK Accent BEADLOCKS PRE-MOUNTED				2883213			
4301 BEADLOCK Matte Black BEADLOCKS PRE-MOUNTED				2883212			

BACKCOUNTRY/TRAIL		
DUAL-THREAT 26" 4,828 km	DUAL-THREAT 29" 4,828 km	ATTACK 26" 4,828 km
2883138	2883146	2882390
2883139	2883147	2882391
2883140	2883148	2881335
2883141	2883149	2881336
		2881381
2883142	2883150	2881347
2883143	2883151	2881348
		2881359
2883144	2883152	2881360
2883217	2883219	
2883216	2883218	

REPLACEMENT CAPS		
POLARIS CAPS		
LUSTER	ALL WHEELS EXCEPT 5204 & 5203 BEADLOCK	1521509-410
MATTE BLACK		1521509-521
LUSTER	5203 BEADLOCK	1522243-410
MATTE BLACK		1522243-458
HD MATTE BLACK	ALL WHEELS	5457498-458
PRO ARMOR CAPS		
LUSTER	ALL WHEELS EXCEPT 5204 & 5203 BEADLOCK	5453209-410
MATTE BLACK		5453209-458
MATTE BLACK	5204	1523063-458
LUSTER	5203 BEADLOCK	1523015-410
MATTE BLACK		1523015-458

15" 50-SERIES	TRAIL	DESERT/ROCK
	ATTACK 2.0 28" 4,828 km	CRAWLER XG 28" 4,828 km
5201 Accent	2883160	2883188
5201 Matte Black	2883159	2883187
5202 Accent	2883158	2883186
5202 Matte Black	2883157	2883185
5203 BEADLOCK Accent BEADLOCKS SOLD SEPARATELY	2883154	2883182
5204 Matte Black	2883155	2883183
5301 BEADLOCK Accent BEADLOCKS PRE-MOUNTED	2883162	2883190
5301 BEADLOCK Matte Black BEADLOCKS PRE-MOUNTED	2883161	2883189

2 WAYS TO PURCHASE

INDIVIDUAL WHEELS & TIRES
- OR -
COMPLETE SETS AS LISTED

Exclusively at
Polaris Authorized Dealers

LUG NUTS		
LUG NUTS REQUIRED		
12mm x 1.5 SPLINED LUG NUTS		
16 LUG NUTS WITH WRENCH	ALL POLARIS RANGER 3-SEAT & CREW MODELS	2879332
4 LUG NUTS WITHOUT WRENCH		2879331
SPLINED LUG WRENCH		2204966
3/8" - 24 HEX LUG NUTS		
16 HEX LUG NUTS	ALL POLARIS RANGER 570 '20-'21 MODELS	2877409
4 HEX LUG NUTS		2876754


WHEELS


15"


50-SERIES


A 5201
WEIGHT: 7.8 kg | **LOAD RATING:** 590 kg | **OFFSET:** +4
ACCENT: FRONT/REAR 15" x 7" 1523184-266
MATTE BLACK: FRONT/REAR 15" x 7" 1523184-458

B 5202
WEIGHT: 8.1 kg | **LOAD RATING:** 590 kg | **OFFSET:** +4
ACCENT: FRONT/REAR 15" x 7" 1523102-266
MATTE BLACK: FRONT/REAR 15" x 7" 1523102-458

C 5203 BEADLOCK 
WEIGHT: 7.3 kg | **LOAD RATING:** 590 kg | **OFFSET:** +38
MATTE BLACK: FRONT/REAR 15" x 7" 1522435-458

D 5204 
WEIGHT: 6.1 kg | **LOAD RATING:** 590 kg | **OFFSET:** +55
MATTE BLACK: FRONT/REAR 15" x 7" 1522550-458

E 5301 BEADLOCK 
WEIGHT: 7.7 kg | **LOAD RATING:** 726 kg | **OFFSET:** +38
ACCENT: FRONT/REAR 15" x 7" 1523282
MATTE BLACK: FRONT/REAR 15" x 7" 1523266

LUG NUTS
 LUG NUTS REQUIRED
 SEE P. 67



KNOW YOUR WHEELS

STEP 1:
 SELECT YOUR SERIES

4 = 40-SERIES
5 = 50-SERIES

STEP 2:
 CHOOSE YOUR LOAD RATING


1 = <362.9 kg
2 = 363 - 589.7 kg
3 = 590 - 726 kg


STEP 3:
 PICK YOUR STYLE


OFFSET / BEADLOCK / COLOR
INCREASE OFFSET FROM STOCK
 = **NARROWER STANCE**
DECREASE OFFSET FROM STOCK
 = **WIDER STANCE**


14"


40-SERIES


F 4201 
FRONT WEIGHT: 5.9 kg | **LOAD RATING:** 408 kg | **OFFSET:** +4
REAR WEIGHT: 6.4 kg | **LOAD RATING:** 590 kg | **OFFSET:** -9
ACCENT: FRONT 14" x 7" 1522956-266
 REAR 14" x 8" 1522957-266
MATTE BLACK: FRONT 14" x 7" 1522956-458
 REAR 14" x 8" 1522957-458


G 4202 
FRONT WEIGHT: 5.8 kg | **LOAD RATING:** 408 kg | **OFFSET:** +4
REAR WEIGHT: 6.1 kg | **LOAD RATING:** 590 kg | **OFFSET:** -9
ACCENT: FRONT 14" x 7" 1522544-266
 REAR 14" x 8" 1522545-266
MATTE BLACK: FRONT 14" x 7" 1522544-458
 REAR 14" x 8" 1522545-458


H 4203 BEADLOCK 
FRONT WEIGHT: 5.9 kg | **LOAD RATING:** 408 kg | **OFFSET:** +4
REAR WEIGHT: 6.6 kg | **LOAD RATING:** 590 kg | **OFFSET:** -9
MATTE BLACK: FRONT 14" x 7" 1522238-458
 REAR 14" x 8" 1522239-458

I 4204 
FRONT WEIGHT: 5.9 kg | **LOAD RATING:** 408 kg | **OFFSET:** +4
REAR WEIGHT: 6.4 kg | **LOAD RATING:** 590 kg | **OFFSET:** -9
ACCENT: FRONT 14" x 7" 1522546-266
 REAR 14" x 8" 1522547-266
MATTE BLACK: FRONT 14" x 7" 1522546-458
 REAR 14" x 8" 1522547-458

J 4205 
FRONT WEIGHT: 4.8 kg | **LOAD RATING:** 408 kg | **OFFSET:** +4
REAR WEIGHT: 5.7 kg | **LOAD RATING:** 590 kg | **OFFSET:** -9
MATTE BLACK: FRONT 14" x 7" 1521507-521
 REAR 14" x 8" 1521508-521
LUSTER: FRONT 14" x 7" 1521507-410
 REAR 14" x 8" 1521508-410

K 4301 BEADLOCK 
WEIGHT: 7.3 kg | **LOAD RATING:** 729 kg | **OFFSET:** +38
ACCENT: FRONT/REAR 14" x 7" 1523284
MATTE BLACK: FRONT/REAR 14" x 7" 1523283

L HD DUAL BEADLOCK 
WEIGHT: 18.1 kg | **LOAD RATING:** 725.7 kg | **OFFSET:** +38
MATTE BLACK: FRONT/REAR 14" x 7" 1524022-458



14" FORGED BEADLOCK RINGS
A Machined
 Only used on 4203 Beadlock & HD Dual Beadlock 1522244-266
B Matte Black - Replacement
 Only used on 4301 Beadlock & HD Dual Beadlock 1523146-458

15" FORGED BEADLOCK RINGS
A Machined
 Only used on 5203 Beadlock 1522240-266
B Matte Black - Replacement
 Only used on 5301 Beadlock 1523147-458

For off-road use only. Please check fitment with your dealer.



HD PARTS
 P. 98

MAKE IT YOURS

CUSTOMIZE YOUR ALL-NEW RANGER SP 570 AND GET MORE DONE with Polaris Engineered Accessories. Outfit your RANGER based on your riding preferences for added comfort, maximized storage, and more.



RANGER SP 570 HUNT

2884106	LOCK & RIDE Kolpin Stronghold Auto-Latch Boot Mount	P. 48	2889181	Rock Guard with Step - Crew	P. 79
2882430	Gun Boot - XL	P. 48	2885087	Rear Brushguard	P. 79
2882077	Pro Armor 84 cm Combo LED Light Bar	P. 57	2889056	Polaris Pro HD 2,041 kg Winch with Rapid Rope Recovery	P. 79
2881348	Pro Armor Wheel & Tire Set: Attack & 4204	P. 65	2885088	Front Hood Storage Rack	P. 81
2885078	Poly Crew Sport Roof	P. 72			



RANGER SP 570 LANDOWNER

2883144	Pro Armor Wheel & Tire Set: Dual-Threat & 4205	P. 65	2889056	Polaris Pro HD 2,041 kg Winch with Rapid Rope Recovery	P. 79
2885077	Poly 2-Seat Sport Roof	P. 72	2889189	Cargo Bed Mat	P. 76
2889187	Convex Weatherproof Rear View Mirror	P. 74	2889199	LOCK & RIDE Storage Box	P. 80
2889243	Side View Mirrors - ROPS-Mounted	P. 78			



RANGER SP 570 FARM


2883140	Pro Armor Wheel & Tire Set: Dual-Threat & 4202	P. 65	2885084	Upper Front Brushguard	P. 79
2885077	Poly 2-Seat Sport Roof	P. 72	2885087	Rear Brushguard	P. 79
2889187	Convex Weatherproof Rear View Mirror	P. 74	2885095	Polaris HD 1,588 kg Winch	P. 79
2889243	Side View Mirrors - ROPS-Mounted	P. 78	2889182	LOCK & RIDE Tip-Down Headache Rack	P. 80
			2889189	Cargo Bed Mat	P. 80



RANGER CREW SP 570 TRAIL

2882077	Pro Armor 84 cm Combo LED Light Bar	P. 57	2889187	Convex Weatherproof Rear View Mirror	P. 74
2883143	Pro Armor Wheel & Tire Set: Dual-Threat & 4204	P. 65	2889243	Side View Mirrors - ROPS-Mounted	P. 78
2885078	Poly Crew Sport Roof	P. 72	2889181	Rock Guard with Step - Crew	P. 79
2885080	LOCK & RIDE Full Glass Windshield	P. 74	2885084	Upper Front Brushguard	P. 79
2879965	LOCK & RIDE Rear Panel - Glass	P. 75	2885087	Rear Brushguard	P. 79
2885083	Windshield Wiper & Washer Kit	P. 78	2889183	LOCK & RIDE Bed Extender/Divider	P. 80

ROOFS



SEALED COVERAGE



REDUCE STANDING WATER



LOCK & RIDE
EASY AND FAST INSTALLATION

POLARIS ENGINEERED ADVANTAGES

GLASS VS POLY

- Water run-off
- Mounting features: easily add accessories & lighting
- Liner ready
- Lightweight

- Heavy duty/durable
- Low profile
- Unique style

SHIELD AGAINST DRIVING RAIN OR THE BLISTERING SUN.

Choose from poly or steel and know that you are protected from the elements with a seamless integrated roof.

POLY

Lightweight, durable and impact-resistant. A poly roof can take the abuse of a tight trail and still protect.



SPORT ROOF - POLY

- Offers reliable protection from the sun and rain
- Lightweight, durable polyethylene construction
- Simple one-time installation

- » **NEW** 2-SEAT BLACK • 2885077
SP 570 '22
- » **NEW** CREW BLACK • 2885078
CREW SP 5770 '22

NEW PREMIUM ROOF LINER

- Cut in-cab noise by 60% at idle and by 40% at 20 mph
- One-piece liner attaches quickly and securely using push darts
- Adds premium comfort and quieter cab ride
- » 2-SEAT (shown) • 2885093
SP 570 '22
- » CREW • 2885094
CREW SP 570 '22

STEEL

For the ultimate in strength and protection.

HD ROOF - STEEL

- Stout 12-gauge steel construction
- Powder-coated finish for scratch and corrosion resistance
- Interior fabric liner provides sound reduction

- » 2-SEAT • 2879954
SP 570 '22



DOORS



PREMIUM FEATURES



UNPRECEDENTED VENTILATION OPTIONS



EASY AND FAST INSTALLATION

POLARIS ENGINEERED ADVANTAGES

POLY DOORS

CANVAS DOORS

CRANK WINDOW

Has manual crank windows for airflow adjustment in the cab with a fully finished black interior and exterior panels. Has a steel tube frame with a full 360 degree seal to keep out dust and rain.

ZIP WINDOW

Heavy-duty 23-oz durable protection with adjustable zipper ventilation and see-through bottom panel. Powder-coated steel rod door frames provide strength and enhance fit and finish.

FRONT DOORS (SET OF 2)
SP 570 '22, CREW SP 570 '22



NEW
Manual Crank Window Doors
2885073
SHOWN WITH EXTERIOR DOOR ACCENT PANEL 2889389-795



NEW
Zip Window Doors
2885075 FALL AVAILABILITY



REAR DOORS (SET OF 2)
CREW SP 570 '22



NEW
Manual Crank Window Doors
2885074
SHOWN WITH EXTERIOR DOOR ACCENT PANEL 2889390-795



NEW
Zip Window Doors
2885076 FALL AVAILABILITY



NEW EXTERIOR DOOR ACCENT PANELS

- Replace stock gloss black accent panels
- Painted plastic and clear-coated for UV protection
- Install easily with a single screw
- Comes as a pair
- Compatible with Poly doors only

FRONT
REAR

Sagebrush Green Non-Metallic
2889389-560
2889390-560

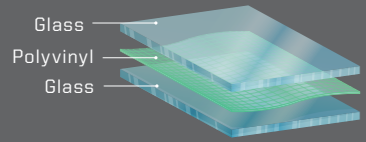
Polaris Pursuit Camo
2889391-587
2889392-587

Polaris Blue Non-Metallic
2889389-795
2889390-795



WINDSHIELDS & REAR PANELS

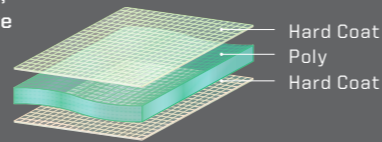
GLASS VS POLY



- Superior optical clarity (automotive level)
- Scratch-resistant
- Curved to fit, seals tight
- Cold weather / heavy duty
- Wiper ready (windshield only)

VS

- Lightweight, flexible, easy to store/remove
- Impact-resistant
- Tight seal keeps out rain and dust



LOCK & RIDE

REVOLUTIONARY INSTALLATION



AIRTIGHT GASKET SEAL



VENTING OPTIONS



MULTI-FUNCTION FEATURES



POLARIS ENGINEERED ADVANTAGES

WINDSHIELDS



NEW FULL TIP-OUT WINDSHIELD - GLASS FALL AVAILABILITY

- Tip-out design offers three positions: open, closed and vented
 - Gas shocks assist in easy opening and closing
 - 360° gasket for reliable protection and comfort
 - Scratch-resistant automotive-style curved glass
 - Interior sound dampening and optimized visibility
- » 2885079
SP 570 '22, CREW SP 570 '22



NEW FULL GLASS WINDSHIELD - CLEAR

- Scratch-resistant, curved laminate safety glass
 - Protects against wind, rain and other hazardous debris
 - UV-blocking interlayer and 360° gasket seal
- » 2885080
SP 570 '22, CREW SP 570 '22



LOCK & RIDE FULL WINDSHIELD - POLY TOP SELLER

- Durable, optical-grade, 0.6 cm-thick polycarbonate offers outstanding rider protection and visibility
 - Windshield has minimal perimeter framework for full visibility
- » 2883318
SP 570 '22, CREW SP 570 '22



LOCK & RIDE HALF WINDSHIELD - POLY

- Strong, durable polycarbonate half windshield delivers a combination of protection and airflow into the cab
 - Half windshield offers protection from rain, sleet, spray, and off-road hazards
- » 2883320
SP 570 '22, CREW SP 570 '22



LOCK & RIDE FLIP-DOWN WINDSHIELD - HARD COAT POLY TOP SELLER

- Two venting options: fully sealed or flip-down/remove upper half for some protection with maximum ventilation
- » 2882178
SP 570 '22



LOCK & RIDE VENTED WINDSHIELD - HARD COAT POLY

- Frameless design for maximum visibility
 - Added vents for airflow on a hot day or defrosting on a cold day
- » 2883342
SP 570 '22, CREW SP 570 '22



LOCK & RIDE FULL WINDSHIELD - HARD COAT POLY TOP SELLER

- Durable, optical-grade, 0.6 cm-thick polycarbonate offers outstanding rider protection and visibility
 - Windshield has minimal perimeter framework for full visibility
- » 2883319
SP 570 '22, CREW SP 570 '22

REAR PANELS



LOCK & RIDE REAR PANEL - GLASS TOP SELLER

- Durable, tempered laminate glass provides a high level of scratch resistance
- » 2879965
SP 570 '22, CREW SP 570 '22



LOCK & RIDE REAR PANEL - POLY TOP SELLER

- Strong, 0.6 cm-thick polycarbonate provides outstanding impact and scratch resistance
- » 2879812
SP 570 '22, CREW SP 570 '22

HARD COAT POLY | 30x MORE SCRATCH-RESISTANT



REDUCE IN-CAB DUST SWIRL BY ADDING A REAR PANEL

With a windshield and roof installed, turbulent air develops behind the cab. Add a rear panel to reduce dust intrusion from this swirl.

CAB KITS

PICK YOUR OWN PACKAGE!

FULL CAB

28K0007

2885077	Sport Roof - Poly - 2 Seat Black	P. 72
2885073	Manual Crank Window Doors - Poly	P. 73
2885080	Full Glass Windshield - Clear	P. 74
2879965	Rear Panel - Glass	P. 75
2885083	Windshield Wiper & Washer System	P. 78

SP 570 '22
SP 570 & SP 570 HUNTER EDITION REQUIRE
FRONT PULSE BAR AND HARNESSSES 2889185



HALF CAB

28K0008

2885077	Sport Roof - Poly - 2 Seat Black	P. 72
2885080	Full Glass Windshield - Clear	P. 74
2879812	Rear Panel - Poly	P. 75
2885083	Windshield Wiper & Washer System	P. 78

SP 570 '22
SP 570 & SP 570 HUNTER EDITION REQUIRE
FRONT PULSE BAR AND HARNESSSES 2889185



**ADD TO YOUR
CAB COMFORT**
WITH THE HEATER SYSTEM

NEW HEATER KIT FALL AVAILABILITY P. 78

» 2885082
SP 570 '22
SP 570 & SP 570 HUNTER EDITION REQUIRE
FRONT PULSE BAR AND HARNESSSES 2889185



AUDIO

NEW
JBL® DASH AUDIO KIT FALL AVAILABILITY

- System mounts into pre-designated locations in the vehicle dash
- Complete UTV audio solution gives your vehicle a performance-ready sound system
- Includes four off-road grade, water- and dust-proof speakers, and one head unit
- Head unit features AM/FM tuner, USB input and Bluetooth* compatibility for wireless streaming*



» 2885081
SP 570 '22 *The FM Frequency range is from 88 to 108 and only on the odds (i.e. 88.1, 88.3, etc.)

**POLARIS
RIDECOMMAND** SEE P. 44 FOR MORE INFORMATION
7" DISPLAY POWERED BY RIDE COMMAND

» 2884072
SP 570 '22
SPEAKERS NOT INCLUDED



CONVENIENCE FEATURES

NEW CAB SEAL KIT

- Seal out dust from your UTV cab
- Reduces dust from getting on dash and seat

» 2889201
SP 570 '22, CREW SP 570 '22
(INCLUDED WITH PREMIUM DOORS)

NEW FRONT PULSE BAR AND HARNESS

- This kit is needed to install any electrical accessories to a base vehicle

» 2-SEAT • 2889185
SP 570 '22, CREW SP 570 '22
» CREW • 2889568
CREW SP 570 '22

NEW HORN KIT

- Adds a warning horn to console area of vehicle

» 2889160
SP 570 '22, CREW SP 570 '22
SP 570 & SP 570 HUNTER EDITION REQUIRE FRONT PULSE BAR AND HARNESSES 2889185

NEW DOME LIGHT

- LED Dome light provides optimal visibility in the cab
- Easy to install

» 2889159
SP 570 '22, CREW SP 570 '22
SP 570 & SP 570 HUNTER EDITION REQUIRE FRONT PULSE BAR AND HARNESSES 2889185

NEW FLOOR MATS - FRONT FALL AVAILABILITY

- Protects floors from dirt and wear
- Textured, non-slip surface

» 2889186
SP 570 '22, CREW SP 570 '22

SPEEDKEY

» 2879988
SP 570 '22, CREW SP 570 '22

CONVENIENCE

FIELD TESTED INTERIOR

ADD SUPERIOR ALL-WEATHER FUNCTIONALITY and comfort to your RANGER with premium Polaris Engineered Accessories. Keep warm on the coldest of days with a heater kit and improve visibility with a Windshield Wiper and Washer System or Large Rear View Mirror.



NEW HEATER KIT FALL AVAILABILITY

- Climate control for the cab of your off-road vehicle
- Total of four dash mounted vents with two positioned for defrosting the windshield and the other two for heating the cab
- Simple, dash-mounted controls
- Manually operated vents for airflow control

» 2885082
SP 570 '22, CREW SP 570 '22
SP 570 & SP 570 HUNTER EDITION REQUIRE FRONT PULSE BAR AND HARNESSES 2889185



NEW CONVEX WEATHERPROOF REAR VIEW MIRROR FALL AVAILABILITY

- Convex design for a broader view of traffic
- Durable, weatherproof construction
- Mount the bolts into your choice of pre-designated mounting locations
- Compatible with roof, windshield, and other accessories

» 2889187
SP 570 '22, CREW SP 570 '22



NEW WINDSHIELD WIPER & WASHER KIT

- Helps clear hazardous dirt, rain and debris from your windshield

» 2885083
SP 570 '22, CREW SP 570 '22
SP 570 & SP 570 HUNTER EDITION REQUIRE FRONT PULSE BAR AND HARNESSES 2889185



NEW SIDE VIEW MIRRORS

- » DOOR MOUNTED (shown) • 2889241
- » ROPS-MOUNTED • 2889243
SP 570 '22, CREW SP 570 '22

PROTECTION



NEW UPPER FRONT BRUSHGUARD FALL AVAILABILITY

- Made from tubular steel and provides additional protection for front fenders and headlights
- Attaches to stock front bumper
- Durable, scratch-resistant, black powder-coat finish

» 2885084
SP 570 '22, CREW SP 570 '22



NEW REAR BRUSHGUARD FALL AVAILABILITY

- Made from tubular steel and provides additional protection for taillights
- Durable, scratch-resistant, black powder-coat finish
- Reliably enhances back-end protection of vehicle

» 2885087
SP 570 '22, CREW SP 570 '22



NEW ROCK GUARD WITH STEP

- Reliable, hard-working protection for edges of vehicle
- Mounts directly to the frame, instead of underneath, for maximum ground clearance

» 2-SEAT (shown) • 2889180
SP 570 '22
» CREW • 2889181
CREW SP 570 '22



NEW A-ARM GUARDS

- Valuable, reliable protection for vital front suspension components exposed to the rigors of off-road environments
- Strong, durable, lightweight polyethylene construction withstands off-road impacts to protect the A-Arms

» WINTER AVAILABILITY
FRONT (shown) • 2885097
» FALL AVAILABILITY
REAR • 2880551
SP 570 '22, CREW SP 570 '22

WINCHES

FEATURES & BENEFITS	PRO PRO HEAVY DUTY SERIES	HD HEAVY DUTY SERIES
RAPID ROPE RECOVERY Retrieve cable 5x as fast as standard mode on other Polaris winches. Get back to riding or complete your task quicker.	✓	NOT AVAILABLE
AUTO STOP TECHNOLOGY Auto Stop technology protects and extends the life of your winch by automatically stopping the winch at the end of pull to prevent over-spooling.	✓	ADD AUTO STOP UPGRADE 2881693 SYNTHETIC ROPE REQUIRED
SYNTHETIC ROPE Lightweight, extremely strong and flexible 50 ft long rope stands up to any tough job.	✓	ADD SYNTHETIC ROPE 2878888
WIRELESS REMOTE Operate your winch wirelessly from within 50 ft of the vehicle.	WIRELESS STANDARD, WIRED OPTION	WIRED STANDARD, ADD WIRELESS REMOTE 2879316
MODEL	2,041 kg	1,588 kg
SP 570 '22 CREW SP 570 '22	2885096 <small>FALL AVAILABILITY</small>	2885095 <small>FALL AVAILABILITY</small>
	ADD REQUIRED CABLES	
	2-SEAT & CREW MODELS: 2889185	

UPGRADE YOUR CONTROLS
HD OR PRO HD WINCHES

- WIRED REMOTE CONTROL**
- Must order remote handle and socket together
 - » REMOTE HANDLE 4013466
 - » SOCKET 4014228

- POWER CONTROLLER**
- Control your winch and plow hydraulics directly from the shift knob
 - » 2879227
SP 570 '22



STORAGE



LOCK & RIDE®

Exclusive and available on all Polaris vehicles, Lock & Ride accessories let you quickly change from one task to another with hundreds of options.

WITH THE FLIP OF A LEVER, LOCK & RIDE PLUNGERS USE OUTWARD PRESSURE TO EXPAND FOR A SECURE FIT.



NEW
LOCK & RIDE
STORAGE BOX

- Provides enough room to store all the tools you need to get the job done
- Internal organizational dividers keep gear from rolling around
- Easily detaches from vehicle

» 2889199
SP 570 '22, CREW SP 570 '22



NEW
LOCK & RIDE
TIP-DOWN HEADACHE RACK

- Provides extreme cargo versatility to your UTV
- Strong steel tube construction for maximum durability
- Installs and removes easily utilizing Lock & Ride technology

» 2889182
SP 570 '22, CREW SP 570 '22



NEW
LOCK & RIDE
BED EXTENDER/DIVIDER

- Increase your cargo capacity and UTV storage
- Extend the cargo bed or divide cargo within the bed
- Lock & Ride technology for easy install without tools
- Made from durable steel and powder-coated finish

» 2889183
SP 570 '22, CREW SP 570 '22



NEW
CARGO BED MAT

- Protects cargo box, reduces drivetrain noise, and keeps cargo more secure with non-slip design
- Thick (3.18 mm) rubber mat construction

» 2889189
SP 570 '22, CREW SP 570 '22



NEW
LOCK & RIDE FRONT HOOD STORAGE RACK FALL AVAILABILITY

- Increases load-carrying capacity and protects against brush and debris
- Steel construction with a durable powder-coated finish
- Lock & Ride functions for easy install, on and off maneuvering of the basket, and under-hood access
- Weight Capacity: 100 lbs.

» 2885088
SP 570 '22, CREW SP 570 '22



FIRE EXTINGUISHER HOLDER

- Quick-release strap allows for easy access

» 2882158
SP 570 '22, CREW SP 570 '22



RIDE & REPAIR ESSENTIALS KIT

» 2881207
SP 570 '22, CREW SP 570 '22



LOCK & RIDE D-RINGS TOP SELLER

- The most versatile Lock & Ride accessory - add as many as you need to secure your cargo with bungee cords or straps

» 2881545
SP 570 '22, CREW SP 570 '22



LOCK & RIDE CHAINSAW MOUNT

» 2879354
SP 570 '22, CREW SP 570 '22



LOCK & RIDE TOOL RACK

- Attach on the inside or outside of the cargo bed

» 2881533
SP 570 '22, CREW SP 570 '22

STRAPS

3.8 cm x 4.6 m 2494.8 kg RATCHET STRAP

- Heavy-duty webbing
- 2 Pack

» 2884031



LOCK & RIDE QUICKSTRAP

- The quickest and most secure way to mount Polaris accessories
- Sold as a pair

» 2882187
ALL COOLERS, RANGER CARGO BOXES



5.1 cm x 6.1 m 4535.9 kg RATCHET STRAP

- Heavy-duty webbing

» 2884032




DO MORE:



COOLERS
P. 48



HUNT
P. 50




COLD WEATHER
P. 52



LIGHTING
P. 58

ROOFS



SEALED
COVERAGE



REDUCE
STANDING
WATER



LOCK & RIDE
EASY AND FAST
INSTALLATION


POLARIS ENGINEERED
ADVANTAGES

POLY FEATURES

- Water run-off
- Mounting features: easily add accessories & lighting
- Liner ready
- Lightweight

SHIELD AGAINST DRIVING RAIN OR THE BLISTERING SUN.

Know that you are protected from the elements with a seamless integrated roof. Poly is lightweight, durable and impact-resistant. A poly roof can take the abuse of a tight trail and still protect.



SPORT ROOF - POLY

- Provides shade, superior overhead protection
- Tough injection-molded design resists distortion from the elements
- Polaris Pursuit Camo offers effective visual camouflage in the field

- » 2-SEAT BLACK • 2883236
EV '15-22, 570 '15-21, 500 '17-22
- » CREW BLACK • 2885078
CREW 570-4 '15-21

DOORS



PREMIUM
FEATURES






UNPRECEDENTED
VENTILATION
OPTIONS



EASY AND FAST
INSTALLATION

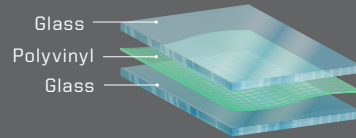
POLARIS ENGINEERED
ADVANTAGES

	POLY DOORS	CANVAS DOORS
FRONT DOORS (SET OF 2) EV '15-22, CREW 570-4 '15-21, 570 '15-21, 500 '17-22	HINGED WINDOW A premium, door offering hinged window for customizable ventilation in the cab.  Hinged Window - Poly Doors - Black 2882247	ZIP WINDOW Lightweight, durable protection with adjustable zipper ventilation and see-through bottom panel.  TOP SELLER Zip Window Doors - Canvas - Black 2879963
REAR DOORS (SET OF 2) CREW 570-4 '15-21		 Zip Window Doors - Rear - Canvas - Black 2879964



WINDSHIELDS & REAR PANELS

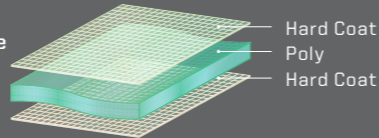
GLASS VS POLY



- Superior optical clarity (automotive level)
- Scratch-resistant
- Curved to fit, seals tight
- Cold weather / heavy duty
- Wiper ready (windshield only)

VS

- Lightweight, flexible, easy to store/remove
- Impact-resistant
- Tight seal keeps out rain and dust



LOCK & RIDE

REVOLUTIONARY INSTALLATION




AIRTIGHT GASKET SEAL



VENTING OPTIONS



MULTI-FUNCTION FEATURES



POLARIS ENGINEERED ADVANTAGES

WINDSHIELDS



LOCK & RIDE TIP-OUT WINDSHIELD - GLASS

- Made of strong, optical-grade laminate safety glass
- Provides optimal visibility and the best protection from wind, inclement weather and off-road hazards
- Minimal perimeter framework for a low profile and full visibility
- Tip-out feature adjusts the windshield to an open position to enjoy airflow in the cab

» 2881784

EV '15-22, CREW 570-4 '15-21, 570 '15-21, 500 '17-22

LOCK & RIDE FULL WINDSHIELD - GLASS TOP SELLER

- Provides the highest level of scratch resistance

» 2881783

EV '15-22, CREW 570-4 '15-21, 570 '15-21, 500 '17-22

LOCK & RIDE FULL WINDSHIELD - POLY TOP SELLER

- Durable, optical-grade, 0.6 cm-thick polycarbonate offers outstanding rider protection and visibility
- Windshield has minimal perimeter framework for full visibility

» 2883318

EV '15-22, CREW 570-4 '15-21, 570 '15-21, 500 '17-22

LOCK & RIDE HALF WINDSHIELD - POLY

- Strong, durable polycarbonate half windshield delivers a combination of protection and airflow into the cab
- Half windshield offers protection from rain, sleet, spray, and off-road hazards

» 2883320

EV '15-22, CREW 570-4 '15-21, 570 '15-21, 500 '17-22

REAR PANELS



LOCK & RIDE FLIP-DOWN WINDSHIELD - HARD COAT POLY TOP SELLER

- Two venting options: fully sealed or flip-down/remove upper half for some protection with maximum ventilation

» 2882178

EV '15-22, CREW 570-4 '15-21, 570 '15-21, 500 '17-22



LOCK & RIDE VENTED WINDSHIELD - HARD COAT POLY

- Frameless design for maximum visibility
- Added vents for airflow on a hot day or defrosting on a cold day

» 2883342

EV '15-22, CREW 570-4 '15-21, 570 '15-21, 500 '17-22



LOCK & RIDE FULL WINDSHIELD - HARD COAT POLY TOP SELLER

- Durable, optical-grade, 0.6 cm-thick polycarbonate offers outstanding rider protection and visibility
- Windshield has minimal perimeter framework for full visibility

» 2883319

EV '15-22, CREW 570-4 '15-21, 570 '15-21, 500 '17-22



LOCK & RIDE REAR PANEL - GLASS TOP SELLER

- Durable, tempered laminate glass provides a high level of scratch resistance

» 2879965

EV '15-22, CREW 570-4 '15-21, 570 '15-21, 500 '17-22



LOCK & RIDE REAR PANEL - POLY TOP SELLER

- Strong, 0.6 cm-thick polycarbonate provides outstanding impact and scratch resistance

» 2879812

EV '15-22, CREW 570-4 '15-21, 570 '15-21, 500 '17-22

HARD COAT POLY | 30x MORE SCRATCH-RESISTANT



REDUCE IN-CAB DUST SWIRL BY ADDING A REAR PANEL

With a windshield and roof installed, turbulent air develops behind the cab. Add a rear panel to reduce dust intrusion from this swirl.

CAB KITS

PICK YOUR OWN PACKAGE!

FULL CAB

28K0004

2879990	Busbar Harness	P. 59
2883236	Poly 2-Seat Sport Roof with Lock & Ride Technology	P. 82
2882247	Hinged Window Doors - Poly	P. 83
2881783	Full Windshield - Glass	P. 84
2879965	Rear Panel - Glass	P. 85
2879968	Windshield Wiper & Washer System	P. 88

EV '15-22, 570 '15-21



HALF CAB

28K0005

2879990	Busbar Harness	P. 59
2883236	Poly 2-Seat Sport Roof with Lock & Ride Technology	P. 82
2881783	Full Windshield - Glass	P. 84
2879812	Rear Panel - Poly	P. 85
2879968	Windshield Wiper & Washer System	P. 88

EV '15-22, 570 '15-21



ADD TO YOUR CAB COMFORT

WITH THE HEATER SYSTEM

HEATER KIT

» 2879967
570 '15-21

CONVENIENCE & PROTECTION



CONVENIENCE FEATURES

CAB SEAL SYSTEM

- » 2-SEAT • 2880508
EV '15-22, CREW 570-4 '15-21, 570 '15-21, 500 '17-22
(INCLUDED WITH PREMIUM DOORS)

EPS SYSTEM (ELECTRIC POWER STEERING)

- Enjoy smooth, easy, precise, responsive automotive-quality power steering
- EPS provides a light steering feel in all situations, including low-speed maneuvering through challenging terrain

- » 2879970
CREW 570-4 '15-21, 570 '15-21
1824163 REQUIRED FOR 2016 AND NEWER 570 MODELS

HORN

- » 2879273
EV '15-22, CREW 570-4 '15-21, 570 '15-21, 500 '17-22

AUXILIARY BATTERY KIT

- » 2880555
EV '15-22
REQUIRED FOR 12V ACCESSORIES ON EV

REVERSE WARNING ALERT

- » 2880631
CREW 570-4 '15-21, 570 '15-21, 500 '17-22

SPEEDKEY

- » 2879988
CREW 570-4 '15-21, 570 '15-21

EV QUICK CHARGING SYSTEM

- » 2880556
EV '15-22

FIELD TESTED INTERIOR

ADD SUPERIOR ALL-WEATHER FUNCTIONALITY and comfort to your RANGER with premium Polaris Engineered Accessories. Keep warm on the coldest of days with a heater kit and improve visibility with a Windshield Wiper and Washer System or Large Rear View Mirror.



WINDSHIELD WIPER & WASHER SYSTEM

- Use with Full Glass Windshield 2881783 only
- » 2879968
EV '15-22, CREW 570-4 '15-21, 570 '15-21, 500 '17-22
⚠ Requires Battery Connection Cable



LARGE REAR VIEW MIRROR TOP SELLER

- » 2879969
EV '15-22, CREW 570-4 '15-21, 570 '15-21, 500 '17-22

STANDARD BRUSHGUARDS

PERFECT FOR: **INCREASED PROTECTION AROUND LIGHTING AND FENDERS**

FRONT



REAR



3.2 cm DIAMETER
STEEL TUBE CONSTRUCTION

- » FRONT • 2879973
EV '15-22, CREW 570-4 '15-21, 570 '15-21, 500 '17-22
DOES NOT WORK WITH FLIP-DOWN POLY WINDSHIELD 2881919
- » REAR • 2879972
EV '15-22, CREW 570-4 '15-21, 570 '15-21, 500 '17-22
DOES NOT WORK WITH FLIP-DOWN POLY WINDSHIELD 2881919



ROCK GUARDS WITH STEP



- Durable, stamped plate steel construction
- Provides additional protection for side of vehicle
- Integrated boot scraper helps keep interior clean

- » 2 SEAT • 2879974
EV '15-22, 570 '15-21, 500 '17-22

WINCHES

FEATURES	PRO PRO HEAVY DUTY SERIES	HD HEAVY DUTY SERIES	
RAPID ROPE RECOVERY	STANDARD	NOT AVAILABLE	
AUTO STOP TECHNOLOGY	STANDARD	OPTION	
WINCH LINE	SYNTHETIC ROPE	STEEL CABLE	
CONTROL	WIRELESS STANDARD, WIRED OPTION	WIRED STANDARD, WIRELESS OPTION	
MODEL	2,041 kg	1,588 kg	ADD REQUIRED CABLES
570 '15-21 CREW 570-4 '15-21 500 '17-22 EV '19-22 EV REQUIRES AUXILIARY BATTERY KIT 2880555	2882238 	<small>TOP SELLER</small> 2881669 	2-SEAT MODELS: <small>TOP SELLER</small> 2879990 CREW MODELS: 2880929

UPGRADE YOUR HD WINCH WITH THESE ACCESSORIES

WIRELESS REMOTE

- Up to 15 m range with LED indicator
- Direct plug and play operation
- » 2879316
Works with 2881669

SYNTHETIC ROPE

- 2,041 kg
» 2879187
- 1,588 KG
» 2878888

AUTO STOP UPGRADE

- Billeted aluminum
- Replaces stock fairlead
- » 2881693
Works with 2881669
SYNTHETIC ROPE REQUIRED

UPGRADE YOUR CONTROLS HD OR PRO HD WINCHES

WIRED REMOTE CONTROL

- Must order remote handle and socket together
- » REMOTE HANDLE 4013466
- » SOCKET 4014228

POWER CONTROLLER

- Control your winch and plow hydraulics directly from the shift knob
- » 2879227
CREW 570-4 '14-21, 570 FULL SIZE '17-22, 570 '14-21, 500 '11-22

STORAGE



LOCK & RIDE®

Exclusive and available on all Polaris vehicles, Lock & Ride accessories let you quickly change from one task to another with hundreds of options.

WITH THE FLIP OF A LEVER, LOCK & RIDE PLUNGERS USE OUTWARD PRESSURE TO EXPAND FOR A SECURE FIT.



LOCK & RIDE CARGOMAX SYSTEM

- Comes standard with a support bar that ties the two sides together for a sturdy cargo hold
- Adjustable utility hooks provide more options for hanging tools, cords or gear
- Two sides and a support bar included

» 2882177

EV '15-22, CREW 570-4 '15-21,
570 '15-21, 500 '17-22



CARGO BED MAT

- Non-slip surface to better secure loads
- Protect the cargo bed from scratches and scuffs
- Lifts out and is easy to clean
- Can be cut to access factory tie-down cleats

» 2881485

EV '11-22, CREW 570-4 '14-21, 570 '14-21, 500 '11-22

LOCK & RIDE STORAGE BOX

- Rugged roto-molded construction locks for security and is water-resistant
- Low-profile design retains additional hauling capacity on top of vault
- Sliding drawer features foam padding and adjustable dividers
- Fits perfectly in the bed of your RANGER, pickup box or full-size SUV

» 2877033

EV '11-22, CREW 570-4 '14-21, 570 '14-21, 500 '11-22



LOCK & RIDE TOOL RACK

- Attach on the inside or outside of the cargo bed

» 2881533

EV '11-22, CREW 570-4 '14-21, CREW 570 FULL SIZE '18-22,
570 FULL SIZE '17-22, 570 '14-21, 500 '11-22



RIDE & REPAIR ESSENTIALS KIT

» 2881207

EV '11-22, CREW 570-4 '14-21, CREW 570 FULL SIZE '18-22,
570 FULL SIZE '17-22, 570 '14-21, 500 '11-22

FIRE EXTINGUISHER HOLDER

- Quick-release strap allows for easy access

» 2882158

EV '15-22, CREW 570-4 '15-21, 570 '15-21, 500 '17-22



UNDER SEAT STORAGE BOX

» 2880046

EV '15-22, CREW 570-4 '15-21, 570 '15-21, 500 '17-22



LOCK & RIDE CHAINSAW MOUNT

» 2879354

EV '11-22, CREW 570-4 '14-21, CREW 570 FULL SIZE '18-22,
570 FULL SIZE '17-22, 570 '14-21, 500 '11-22

LOCK & RIDE D-RINGS

TOP SELLER

- The most versatile Lock & Ride accessory - add as many as you need to secure your cargo with bungee cords or straps

» 2881545

EV '11-22, CREW 570-4 '14-21, CREW 570 FULL SIZE '18-22,
570 FULL SIZE '17-22, 570 '14-21, 500 '11-22



STRAPS



3.8 cm x 4.6 m 2494.8 kg RATCHET STRAP

- Heavy-duty webbing
- 2 Pack

» 2884031



LOCK & RIDE QUICKSTRAP

- The quickest and most secure way to mount Polaris accessories
- Sold as a pair

» 2882187

ALL COOLERS, RANGER CARGO BOXES



5.1 cm x 6.1 m 4535.9 kg RATCHET STRAP

- Heavy-duty webbing

» 2884032


DO MORE:



COOLERS P. 48



HUNT P. 50



COLD WEATHER P. 52



LIGHTING P. 58

HIT THE TRAILS RANGER 150 EFI ACCESSORIES



NEW
HALF DOOR WINTER AVAILABILITY

- Steel half doors protect your cab from rocks and debris
- Added comfort with padded elbow guards

» BLACK • 2889022
150 EFI '18-22



**FRONT & REAR
BRUSHGUARD - SET**

- Includes front and rear bumper
- Durable, E-coated steel construction

» BLACK • 2883287
150 EFI '18-22



SPORT ROOF - POLY

- Shields you from rain, snow, sun
- Easy install

» BLACK • 2883289
150 EFI '18-22

YOUTH CRAWLER TIRE

- Upgraded youth tire for added durability
- Increased ground clearance and performance

150 EFI '18-22

	TREAD DEPTH	TIRE WEIGHT	PLY RATING	SIDEWALL BELTS	LOAD RATING
12" 22" x 8" R12 5416945	FRONT/ REAR 13 mm	13 kg	6	3	413 kg
12" 22" x 10" R12 5416944					



YOUTH BUCKLE - BLACK

- » FRONT • 12" x 7" • 1524114
 - » REAR • 12" x 8" • 1524115
- 150 EFI '18-22



**PRO ARMOR WHEEL & TIRE KIT:
YOUTH CRAWLER & BUCKLE**

» 2885154
150 EFI '18-22



FULL-WINDSHIELD - POLY

- .32 cm clear poly carbonate
- Mounts with four simple P-clamps

» 2883288
150 EFI '18-22



HALF-WINDSHIELD - POLY

- 33 cm tall
- .32 cm clear poly carbonate
- Mounts with four simple P-clamps

» 2883298
150 EFI '18-22

FOR THE LIFE OF YOUR RIDE

PARTS THAT PUSH THE LIMITS WITHOUT SACRIFICING STRENGTH AND DURABILITY.
We build our products so anyone with the right tools can maintain their vehicle.



MAINTENANCE TIP

BREAK-IN PERIOD

The break-in period for your new RANGER is the first 25 hours of operation, or the time it takes to use the first two tanks of fuel. No single action on your part is as important as a proper break-in period. Careful treatment of a new engine will result in more efficient performance and longer life for the engine.

NOTICE: Excessive heat build-up during the first three hours of operation will damage close-fitted engine parts. Do not operate at full throttle or high speeds for extended periods during the first three hours of use.

AIR FILTER

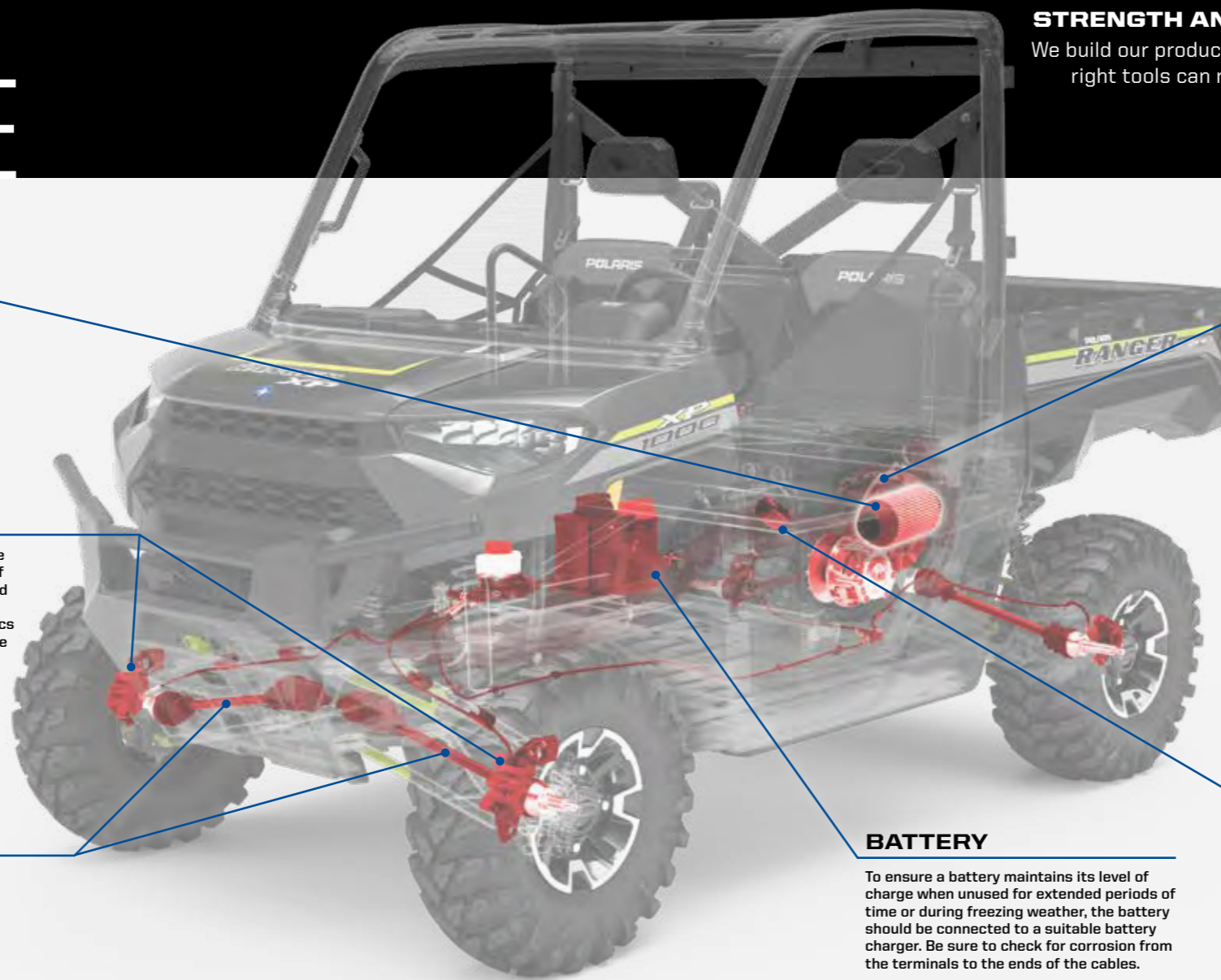
A clogged air filter can restrict air flow to the engine leading to reduced engine performance, engine life or catastrophic failure.

BRAKE PADS

Maintaining and/or replacing brakes are critical to the safety and functionality of a vehicle. Brake pads should be checked for wear and oil or grease (petroleum products) contamination and brake discs should be checked for cracks, excessive corrosion or warping.

HALF SHAFT

Check for tears and punctures in the boot, which can lead to CV joint wear that can contribute to axle failure.



DRIVE BELT

Polaris Engineered belts deliver unmatched performance for your off-road vehicle. Developed and tested on all our engines for all environments and conditions. Check your belt for delamination, hour glassing and glazing.

BREAK-IN PERIOD

- Use lower gear (if available) while varying speeds and avoid wide open throttle for 8-16 km
- If no low gear is available, vary at moderate speeds while avoiding wide open throttle for 80 km

OUR INVESTMENT

- 32,187 km of field testing
- Thousands of dyno hours
- 18+ months of development (13,000+ design hours) per belt
- 1,500+ vehicle validation hours
- Collaboration with powertrain and clutch engineers

YOUR ADVANTAGE

- No clutch recalibration
- Less wear and tear due to heat
- Ensure maximum vehicle performance
- More time riding, less time wrenching
- Produced in collaboration with powertrain and clutch engineers to ensure a perfect fit, maximum performance and ultimate durability

OIL FILTER

Change oil filters with every oil change to provide the best engine protection and keep the engine operating at peak performance.

BATTERY

To ensure a battery maintains its level of charge when unused for extended periods of time or during freezing weather, the battery should be connected to a suitable battery charger. Be sure to check for corrosion from the terminals to the ends of the cables.

FOLLOW RECOMMENDED SERVICE INTERVALS IN THE OWNER'S MANUAL

MAINTENANCE SCHEDULE

25 HRS / 400 km

BREAK-IN MAINTENANCE

- ENGINE OIL & OIL FILTER:** CHANGE
- GENERAL LUBRICATION:** ALL FITTINGS, PIVOTS, CABLES, ETC.
- AIR FILTER:** INSPECT & REPLACE AS NEEDED
- EXHAUST SYSTEM:** INSPECT & CLEAN
INSPECT FOR LEAKAGE OR CARBON BUILD UP AT JOINTS
INSPECT & CLEAN SCREEN TYPE SPARK ARRESTOR

50 HRS / 800 km

6 MONTHS

- EXHAUST SYSTEM:** INSPECT & CLEAN
INSPECT FOR LEAKAGE OR CARBON BUILD UP AT JOINTS
- GENERAL LUBRICATION:** ALL FITTINGS, PIVOTS, CABLES, ETC.

100 HRS / 1,600 km

12 MONTHS

- ENGINE OIL & OIL FILTER:** CHANGE
- DRIVE BELT:** INSPECT & ADJUST
REPLACE AS NEEDED
- TRANSMISSION FLUID:** CHANGE
- FRONT DRIVE FLUID:** CHANGE
- DRIVE BELT:** INSPECT & ADJUST
REPLACE AS NEEDED
- EXHAUST SYSTEM:** INSPECT & CLEAN
INSPECT FOR LEAKAGE OR CARBON BUILD UP AT JOINTS
INSPECT & CLEAN SCREEN TYPE SPARK ARRESTOR

150 HRS / 2,400 km

18 MONTHS

- ENGINE OIL & OIL FILTER:** CHANGE
- BATTERY:** TEST, CLEAN & REPLACE AS NEEDED
- DRIVE BELT:** INSPECT & ADJUST
REPLACE AS NEEDED
- TIRES:** INSPECT CONDITION & PRESSURE
- EXHAUST SYSTEM:** INSPECT & CLEAN
INSPECT FOR LEAKAGE OR CARBON BUILD UP AT JOINTS
INSPECT & CLEAN SCREEN TYPE SPARK ARRESTOR

200 HRS / 3,200 km

24 MONTHS

- ENGINE OIL & OIL FILTER:** CHANGE
- BRAKE PADS & FLUID:** INSPECT & CLEAN
REPLACE AS NEEDED
- SPARK PLUGS:** INSPECT
REPLACE AS NEEDED
- EXHAUST SYSTEM:** INSPECT & CLEAN
INSPECT FOR LEAKAGE OR CARBON BUILD UP AT JOINTS
INSPECT & CLEAN SCREEN TYPE SPARK ARRESTOR

250 HRS / 4,023 km

30 MONTHS

- ENGINE OIL & OIL FILTER:** CHANGE
- BATTERY:** TEST, CLEAN & CHECK FLUID LEVEL
REPLACE AS NEEDED
- DRIVE BELT:** INSPECT & ADJUST
REPLACE AS NEEDED
- GENERAL LUBRICATION:** ALL FITTINGS, PIVOTS, CABLES, ETC.
- EXHAUST SYSTEM:** INSPECT & CLEAN
INSPECT FOR LEAKAGE OR CARBON BUILD UP AT JOINTS
INSPECT & CLEAN SCREEN TYPE SPARK ARRESTOR

300 HRS / 4,828 km

36 MONTHS

- ENGINE OIL & OIL FILTER:** CHANGE
- AIR FILTER:** INSPECT & REPLACE AS NEEDED
- GEARCASES:** CHECK OIL LEVEL
- EXHAUST SYSTEM:** INSPECT & CLEAN
INSPECT FOR LEAKAGE OR CARBON BUILD UP AT JOINTS
INSPECT & CLEAN SCREEN TYPE SPARK ARRESTOR

CHECK YOUR OWNER'S MANUAL FOR ADDITIONAL RECOMMENDED SERVICE ITEMS AND VEHICLE-SPECIFIC TIMING

POLARIS

**ENGINEERED PARTS
& LUBRICANTS**

**FOR THE LIFE OF YOUR RIDE
ONLY THE BEST WILL DO**

To create the best oil for any terrain, we invest in rigorous testing to ensure our oil delivers the consistency and performance you demand. The results are Polaris Engineered Lubricants that are tested and perfected to deliver excellent total engine protection for the life of your ride.

WHAT COUNTS IN OIL TESTING:

1. Does it protect the engine at high temperatures?
2. Does it keep the engine free from carbon and buildup?
3. Does the oil hold its viscosity over time?

ENGINE CHECKPOINTS

When evaluating an engine oil and its ability to protect and preserve the engine's power output and lifespan, Polaris engineers focus on key areas within the engine, some of the most critical ones include:

RING LANDS: Poor oxidative performance can lead to carbon and varnish buildup, which results in poor ring seal and loss of power, combustion blow by and fuel dilution of the oil.

PISTON RINGS: During the combustion process, extreme pressures are placed on the top ring, forcing it outward toward the cylinder wall, sealing the combustion chamber. With so much force applied, poor oil film strength between the top ring and the cylinder wall can lead to cylinder wear and loss of power.

ROD BEARINGS: Engine bearings ride on an extremely thin hydrodynamic film of oil. Poor oil film strength or using an oil with a thinner viscosity, can lead to premature bearing wear or even engine failure. Using an oil with high film strength and a strong viscosity, like PS-4 full synthetic, will extend the service life of your engine.

CAMSHAFT: Direct Acting Overhead Camshafts are used on many Polaris Prostar Engines. In this application the camshaft pushes directly on the valve, creating very high contact pressures compared to other camshaft configurations. These forces are so great that inferior oil can break down and be forced out of the contact area leading to increased wear. PS-4 full synthetic additives are specifically designed to provide wear protection against this.

OIL DEVELOPMENT

12 DEDICATED TEAM MEMBERS	18+ MONTHS
FOCUSED ON POLARIS OIL	DEVELOPMENT & TESTING
64,374 KILOMETERS	75,000+ HOURS
FIELD TESTING	DYNO TESTING



**SPECIFIC NEEDS,
SPECIFIC OILS**

Polaris invests millions in engine development, and part of that investment is making sure its lubricants—critical to engine performance—are the right formula for your specific engine. The amount of testing data and engineering resources used in developing Polaris lubricants would overwhelm an aftermarket company. Therefore, the aftermarket must spec an oil to an industry-wide standard that must account for a variety of operating parameters.

PS-4 is designed specifically for Polaris 4-cycle engines and has high film strength and wear protection under extreme loads and temperatures. Exclusive anti-wear additives protect engine parts with extra rust and corrosion protection.

PS-4 SYNTHETIC PERFORMANCE OIL

• PS-4 is optimal for ambient operating temperatures of -40° C to 40° C

- 1 L • 502484
- 4 L • 502485
- 25 L • 502486
- 60 L • 502487
- 200 L • 502488

PS-4 EXTREME-DUTY SYNTHETIC PERFORMANCE OIL

• PS-4 Extreme Duty is optimal for ambient operating temperatures of -20° C to 55° C

- 1 L • 502491
- 4 L • 502492
- 25 L • 502494
- 60 L • 502496
- 200 L • 502497

PS-4 OIL CHANGE KIT

• Contains the correct amount of oil for your vehicle and correct oil filter

- » 502541
SINGLE 570, TWIN 600, TWIN 700, TWIN 800
- » 502543
RANGER/RZR 900/1000
- » 502542
330500, SPORTSMAN 550/850/1000

**ENGINEERED TO MAXIMIZE
THE LIFE OF YOUR RIDE**

All Polaris fluids—from anti-freeze to brake fluid—are developed for your vehicle. Trust the only fluids perfectly engineered for your needs.

DOT 4 BRAKE FLUID

Polaris DOT 4 Brake Fluid is a high-quality brake fluid designed for use in Polaris hydraulic brakes. Superior high-temp characteristics plus anti-corrosive additives extend the life of brake system components and provide consistent, positive braking.

» 250 mL • 502526

ANTI-FREEZE

Polaris Extended Life Coolant contains organic acid technologies to prevent corrosion on metal components, eliminate scaling, and maximize cooling system performance.

» 1 L • 502566
» 25 L • 502567
» 206 L • 502568

AGL

A proprietary blend of additives designed to optimize Polaris' ORV transmission life. Extreme pressure additives protect gears, drive chain, and bearings from scoring and wear. Unlike typical gear case oils, AGL's unique viscosity range allows instant flow and film protection in extreme cold or high heat environments.

» 1 L • 502505
» 25 L • 502507
» 200 L • 502508

DEMAND DRIVE FLUID

Engineered specifically for Polaris ORV front drive systems. Provides positive 4WD engagement in extreme cold or high heat conditions. Unique friction additives protect internal components under heavy loads and promote positive engagement.

» 1 L • 502563
» 25 L • 502564
» 200 L • 502565

Proper lubricant application and timing will ensure optimal vehicle performance. Please refer to your owner's manual for lubricant change interval schedules.

<p>CARBON CLEAN</p> <p>Polaris Carbon Clean prevents ethanol corrosion, stabilizes fuel, and cleans fuel injectors, piston ring lands, intake systems, and combustion chambers. Helps maintain peak HP and improves fuel economy.</p> <p>» 125 mL • 502528</p>	<p>FUEL STABILIZER</p> <p>Fuel Stabilizer prevents ethanol corrosion and stabilizes fuel for up to 2 years. Dual-antioxidant formula protects against gum and varnish for easy starting.</p> <p>» 125 mL • 502519</p>	<p>ANGLE DRIVE FLUID</p> <p>» 1 L • 502510 » 25 L • 502511 » 202 L • 502512 SPORTSMAN, RANGER, RZR ANGLE DRIVE GEAR CASE SYSTEMS</p>	<p>PREMIUM GAS SHOCK OIL</p> <p>» 1 L • 502518</p>
<p>ALL-SEASON GREASE TUBE</p> <p>» 400 g • 502538</p>			

PARTS & GARAGE

MAINTENANCE

OIL & LUBRICANTS

HO PARTS

SERVICE PARTS


CLEANERS & TRAILERING

HD HEAVY DUTY PARTS

All Polaris parts are developed and tested to help you get the most out of your ride. We're taking the passion of our riders, workers and outdoor enthusiasts to the next level with HD Parts.

Engineered and designed for:

- Greater durability
- Enhanced performance
- Greater wear and tear capabilities
- All weather conditions



SAND



MUD



WATER



EXTREME COLD



EXTREME HEAT UP TO 54° C



HEAVY PAYLOADS



EXTENDED LIFE

PARTS & GARAGE

MAINTENANCE

OIL & LUBRICANTS

HD PARTS

SERVICE PARTS

CLEANERS & TRAILERING

NEW DRIVE BELTS

The enhanced rubber material compound in these belts keep them cool in extreme heat, while our patented cord treatment process maximizes the transfer of horsepower to the ground for those customers hauling heavy loads.

OE	HD HEAVY DUTY PARTS
3211149	
3211169	3212326
3211196	
3211113	3212328



BUSHINGS

The advanced material compound of the bushings enables tighter tolerances to reduce overall wear on the system, while the superior triple lip sealing prevents intrusion of the elements.

LOCATION	OE	HD HEAVY DUTY PARTS
FRONT UPPER BUSHINGS	5439874	1543367
	5439730	
	5439270	1543326
FRONT LOWER BUSHINGS	5439874	1543367
	5439730	
	5439270	1543326
REAR UPPER BUSHINGS	5439874	1543367
	5439730	
	5439270	1543326
REAR LOWER BUSHINGS	5439874	1543367
	5439730	
	5439270	1543326
UPPER HUB BUSHINGS	5439270	1543326
LOWER HUB BUSHINGS	5439270	1543326

NEW OIL FILTERS

The advanced synthetic material built into these filters offers the highest debris holding capacity, maintains oil flow and maximizes performance.

OE	HD HEAVY DUTY PARTS
2540086	2522498



WHEEL BEARINGS

Fully sealed for added protection against intrusions. Made of a higher grade steel for extended life in extreme conditions.

LOCATION	OE	HD HEAVY DUTY PARTS
FRONT WHEEL BEARINGS	3514924	3515090
	3514634	3515088
REAR WHEEL BEARINGS	3514924	3515090
	3514917	3515087
	3514635	3515087




WHEELS & TIRES

Class leading durability for off-road performance and traction for confident driving in extreme conditions.

- » 1524022-458 • HD WHEEL - 14x7*
- » 5417507 • PRO ARMOR HD-K - 29x10R14*
- » 5457498-458 • HD WHEEL CENTER CAP*
- » 5415756 • PRO ARMOR XD-K FRONT
- » 5415757 • PRO ARMOR XD-K REAR

* SHOWN



NEW BRAKES

Engineered to provide longer life and better stopping power while riding in extreme conditions.

OE	HD HEAVY DUTY PARTS
2205949	2208933
2202413	2208934
2203318	2208936

BUSHING KITS

Easily update the entire front and rear suspension.

- » 2830560
XP 900 '13-'19, XP 900 CREW '14-'19, XP 1000 '17, XP 1000 CREW '17, 570 FULL SIZE '15-'20, 570 FULL SIZE CREW '15-'20
- » 2830561 (SHOWN)
570 EFI '14-'20, 570 EFI CREW '14-'20



Claims made based off testing and performance of Polaris HD Parts against standard OEM parts made by Polaris and competitor brands under normal use.

For more information regarding Polaris HD parts including vehicle compatibility, installation and maintenance, please contact your authorized Polaris ORV dealer.

SERVICE PARTS

Polaris Engineered service parts deliver unmatched performance and fit for your off-road vehicle.

All service parts are engineered specifically for your machine. Which means everything is designed, tested and perfected to maximize the life of your ride. Getting Polaris Engineered parts is a decision that pays off in the long run, because it ensures there is a long run.



VISIT YOUR POLARIS DEALER TO SHOP FOR SERVICE PARTS.

**OVER
100,000
PARTS
AVAILABLE!**



FOR THE LIFE OF YOUR RIDE

Maintenance is the key to keeping your Polaris off-road vehicle performing at its peak. Items like belts, lubricants, and batteries represent only a few of these critical items engineered specifically by Polaris.



POLARIS ENGINEERED DRIVE BELTS

TESTED, PERFECTED

We test each belt on the intended vehicle – we don't just try to make an existing belt "just work".

- Amery Kuhl, Polaris CVT System Engineer

OUR INVESTMENT

- 32,187 km of field testing
- Thousands of dyno hours
- 18+ months of development (3,000+ design hours) per belt
- 1,200+ vehicle validation hours
- Collaboration with powertrain & clutch engineers

YOUR ADVANTAGE

- No clutch recalibration
- Less wear & tear due to heat
- Ensure maximum performance of your vehicle
- More time out riding, less time wrenching

**OUR INVESTMENTS ENSURE POLARIS BELTS
OUTPERFORM YOUR EXPECTATIONS.**

CV BOOT REPAIR KIT*

FIX ON THE GO | TEMPORARY COVERAGE

- A quick trail-side fix to increase trail time
- The flexible and durable boot material expands "over a cone tool for CV boot repairs, without disassembling CV axles
- Universal fit - works as a temporary fix for most powersports axles
- All components fit inside the cone, and a cover is provided for compact durable storage
- Easily fits in a cargo box, attached to the roll cage, in the glovebox or many other storage locations



Items shown are contained inside cone

UTV CV BOOT REPAIR KIT

Kit includes the following items:

- (1) Expandable XL CV Boot
- (1) Reusable Cone Tool
- (2) CV Boot Clamps
- (1) Tube of Silicone Lube
- (1) Grease Packet
- (1) Cone Cover

» 2830526

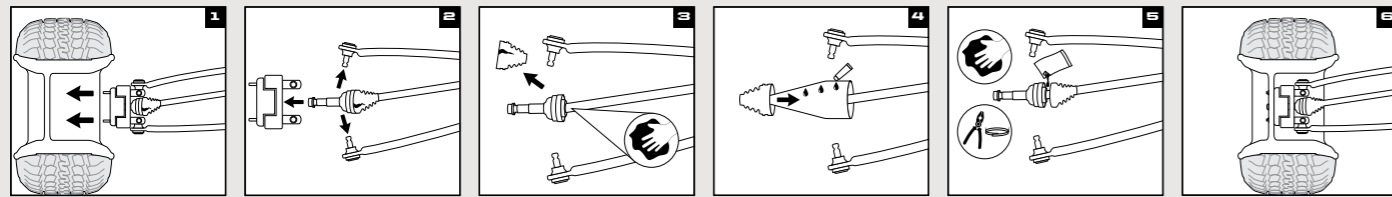
UTV TRAIL BOOT ONLY

» 2830527

ATV

- CV REPAIR KIT 2830528
- TRAIL BOOT ONLY 2830529

HOW TO INSTALL



- 1 Remove wheel and axle nut.
- 2 Remove brake caliper, hub, tie rod and upper and lower ball joints.
- 3 Remove old boot and clean joint.
- 4 Spread silicone lube on entire cone tool. Slide boot over cone tool, large end first. See package for outer boot instructions.
- 5 Empty the bag of grease into the CV joint/boot, clean sealing points and install clamps.
- 6 Reassemble tie rod, ball joints, brake caliper, axle nut, tire and wheel.

Refer to your service manual for further instructions and torque specifications.
*Designed for temporary CV boot repair. Purchase the OEM CV Boot for a permanent repair.

BRING IT EVERYWHERE

TRAILERING




CALIBER RAMP PRO

- Designed for ATVs and UTVs up to 127 cm wide
 - Integrated grip glides for ultimate traction
 - Folding sides for easy transportation and storing
- » 132 cm x 229 cm • 2884576



ALUMINUM ARCHED LOADING RAMPS

- Capacity for up to 1,361 kg
- » 193 cm x 30.5 cm • 907 kg • 2875384
» 224 cm x 30.5 cm • 1,361 kg • 2875386



LIGHTWEIGHT TRI-FOLD RAMPS

- Ramp folds up for transport
 - Capacity for up to 680.7 kg
 - Safety straps included
- » 183 cm x 130 cm • 2875385
» 208 cm x 130 cm • 2875860

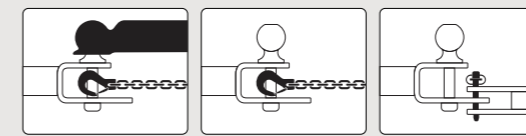


FOLDING ALUMINUM ARCHED RAMPS

- Ramp folds up for transport
 - Up to 680 kg total capacity, 340 kg per individual ramp
 - Safety straps included
- » 224 cm x 30.5 cm • 2875387

HITCHES

3:1 HITCHES VERSATILE 3 IN 1 FUNCTIONALITY



- Ball, hook and pin design
- Durable, rust resistant steel with black powdercoated finish
- Removable ball
- HD 1.6 cm pin and clip



HITCH WITH 5 cm BALL

- 5 cm x 5 cm RECEIVER 2830522
- 3 cm x 3 cm RECEIVER 2830523



4.8 cm BALL

- 4.8 cm replacement ball for hitch
 - Designed to work with 3:1 Hitch
- » 2830524



5 cm HITCH BALL MOUNT

- 5 cm RECEIVER TONGUE 2875320



TRAILER BALL 1.9 cm SHANK

- 5 cm BALL • 2877603
- 4.8 cm BALL • 2877602

STRAPS & ROPES



RECOVERY STRAP

- 5 cm x 9.1 m
 - 8,165 kg maximum load / 4,082 kg maximum vehicle weight
 - Built in strap wrap - easy storage
 - Loops sewn in to webbing
 - 1 Strap bag
- » 2884033



RATCHET STRAP

- 3.8 cm x 4.6 m straps, 2 Pack
 - Heavy duty webbing
 - 2,495 kg maximum load / 831 kg working load
 - 2 Pack
- » 2884031



RATCHET STRAP

- 5 cm x 6.1 m Ratchet Straps with heavy duty webbing
 - 4,536 kg Maximum Load / 1,497 kg Working Load
 - Floating D-Rings
 - Double J-Hooks
- » 2884032



SHOCK STRAPS

- 3.8 cm 1,361 kg breaking strength
 - Keeps tension on tie-down straps to secure load
 - 2 Pack
- » 2883296 x 3.8 cm x 4.5 m
» 2883295 x 3.8 cm x 2 m

KEEP IT CLEAN

CLEAN

ALL-PURPOSE CLEANER

- Professional cleaner, which is formulated with a low pH-value. The product spreads well on surfaces and adheres on them for effective cleaning action. Perfectly compatible with rubber, plastic and painted surfaces. The formulation is biodegradable.

» 500 mL • 502309

SHINE

INSTANT SHINE & DETAILER

- The INSTANT SHINE AND DETAILER is developed for cleaning action without water. Removes insects, dust and dirt with almost no effort. Applicable for plastics, visors, windscreens, paint and metal. The wipe and shine formulation makes surfaces shine, works water repellent and also has an antistatic effect. Perfect for customers living in urban areas with no access to water, for bike trips or showroom bikes.

» 500 mL • 502303



COVERS

2-SEAT & CREW TRAILERING COVERS

- 2880632 • 570/500/EV EV '15-21, 570 '15-22, 500 '17-22
- 2880633 • 570 CREW CREW 570-4 '15-22



3-SEAT & CREW TRAILERING COVERS

- 2883419 • XP 1000 XP 1000 '15-22, 1000 '20-22
- 2883840 • CREW XP 1000/900 XP 1000 '18-22, CREW XP 1000 '17-22, CREW 1000 '20-22
- 2882160 • POLARIS PURSUIT CAMO SxS FIELD COVER XP 1000 '14-22, EV '11-22, 570 FULL-SIZE '17-22, 570 '14-22, 500 '11-22, 1000 '20-22



TECHNICAL JACKET

- Water-resistant jacket
- Ultra-light thanks to polyester ripstop and softshell for optimal comfort
- Ventilated lining
- Hydration hose outlet
- Zip ventilation system on body and back

Black | S-3XL | 2802001



TECHNICAL PANTS

- Water-resistant pants
- Ultra-light thanks to polyester ripstop, softshell and 1000-D Cordura Stretch fabric on the back for optimal comfort
- 2 cargo type pockets
- Zip ventilation system
- Zip and Velcro adjustment at the bottom of the pants

Black | S-3XL | 2802002



RACING SOFTSHELL

- Softshell waterproof and breathable 3000mm/3000g
- Removable hood
- Four external pockets with easy-grab puller

Black | S-3XL | 2802003



HYBRID JACKET

- Sleeves in softshell waterproof and breathable 3000mm/3000g
- Body nylon downproof
- Padding 80 g
- Three external pockets with easy-grab puller

Black | S-3XL | 2802004



NEW TECHNICAL SHIRT

- 100% polyester
- Indelible sublimated graphics
- Hemmed edging
- Lycra cuffs and collar

Black | S-3XL | 2802104



NEW BODYWARMER

- Upper body and side panels in softshell waterproof and breathable 3000mm/3000g
- Lower body Nylon downproof
- Padding 80 g
- Two external pockets with easy-grab puller

Black | S-3XL | 2802101



RAIN JACKET

- Polyester ripstop high tearing resistance
- PU coating 1000 mm
- Mesh lining
- Non-removable hood

Black | S-3XL | 2802005



NEW SAFETY GLOVES TOUCH CE

- CE-approved motorcycle glove EN 13594:2015
- Touch screen compatible
- Silicon print on fingers to improve grip
- Neoprene cuff with Velcro tightening
- Reinforcements patches for safety and comfort

Black | XS-7, 3XL-13 | 2802103



NEW SF TECH GLOVES TOUCH CE

- CE-approved motorcycle glove EN 13594:2015
- Touch screen compatible
- Knuckle-protected
- Silicon print on fingers to improve grip
- Neoprene cuff with Velcro tightening
- Reinforcements patches for safety and comfort

Black | XS-7, 3XL-13 | 2802102



NEW
OFF-ROAD RIDING JERSEYS

Mesh ventilated panels for maximum airflow
Elastic sleeves with non-restrictive cuffs

NEW
OFF-ROAD RIDING GLOVES

Adjustable wrist closure for a custom fit
Silicon finger grips and neoprene knuckle protection



BLACK
JERSEY | S-3XL | 2862718
GLOVE | S-3XL | 2862726

ORANGE
JERSEY | S-3XL | 2862719
GLOVE | S-3XL | 2862729

TEAL
JERSEY | S-3XL | 2862720
GLOVE | S-3XL | 2862727

GREEN
JERSEY | S-3XL | 2862721
GLOVE | S-3XL | 2862730

BLUE
JERSEY | S-3XL | 2862722
GLOVE | S-3XL | 2862728

YOUTH JERSEY
S-XL | 2862723

YOUTH JERSEY
S-XL | 2862724

YOUTH JERSEY
S-XL | 2862725



SHORT SLEEVE
Men's | S-3XL | 2860634
Women's | S-3XL | 2860636

LONG SLEEVE
Men's | S-3XL | 2860638
Women's | S-3XL | 2860640



RAIN JACKET
Gray | S-3XL | 2869527

RAIN PANTS
Gray | S-3XL | 2869528

COOLING SHIRTS

FABRIC TECHNOLOGY DESIGNED TO KEEP YOU COOL

- Chemical-free fabric, Coolcore reduces the surface temperature up to 30% so you don't overheat
- Carries a 50 Ultraviolet Protection Factor rating, blocking 98% of harmful UV rays



RAIN JACKET & PANTS

PACKABLE WATERPROOF PROTECTION AGAINST UNPREDICTABLE WEATHER

- 100% waterproof, lightweight and packable nylon
- YKK zippers
- Rain jacket has removable hood

HELMETS

FOR
POLARIS

NEW
TAN
XS-4XL
2862472



ALTITUDE

509 ALTITUDE 2.0 HELMET

LIGHTWEIGHT DESIGN, PERFORMANCE-INFUSED STYLE AND FEATURES WITH ALL-DAY COMFORT

SHELL

- Strong, lightweight construction of carbon fiber or fiberglass

WEIGHT

- Composite as low as 1,260g
- Carbon fiber as low as 1,150g

FEATURES

- Superior fit for all-day comfort
- Removable Pro Series breath box provides excellent ventilation and air flow
- One-piece eyepoint creates draft-free seal with 509 goggles
- Magnetic Fidlock chin-strap technology and integrated GoPro mount
- DOT- and ECE 22.05-approved

FIDLOCK



BLACK
XS-4XL
2861469



BLACK/RED
XS-4XL
2861472



RED/BLACK
XS-4XL
2861470



CARBON FIBER
BLACK/LIME
XS-4XL | 2861473



LIME
XS-2XL
2861559

TENACITY

TENACITY 4.0 HELMET

COMBINATION OF MODERN STYLE AND PREMIUM PROTECTION WITH INCREDIBLE VALUE

SHELL

- Shock-resistant, injection-molded thermoplastic

WEIGHT

- 1,500g

FEATURES

- Through-flow, full-helmet ventilation
- ProClip quick release chin strap allows you to fasten the chin strap in seconds
- Removable breath box
- Tool-less adjustable roost shield
- Removable, washable liner
- DOT- and ECE 22.05-approved



BLACK
XS-2XL
2861557



BLACK/GRAY
XS-2XL
2861558



BLACK/WHITE
XS-2XL
2861560



WHITE/RED
XS-2XL
2861561



PINK
XS-2XL
2861562

FOR
POLARIS

RED/BLACK
XS-4XL
2862467



TACTICAL

TACTICAL 2.0 HELMET

BUILT FROM THE GROUND UP WITH INNOVATIVE FEATURES FOR ULTIMATE COMFORT AND CONTROL

SHELL

- Shock-resistant, injection-molded thermoplastic

FEATURES

- Venturi vent system generates negative pressure at velocity and pulls moist air from the breath box
- Integrated eyepoint seal is co-integrated with the breath box and creates a draft-free seal with 509 goggles for unparalleled warmth and clear field of view
- Magnetic Fidlock chin-strap technology
- DOT- and ECE 22.06-approved

FIDLOCK



MATTE BLACK
XS-4XL
2862468



GRAY
XS-4XL
2862469



LIME
XS-4XL
2862470



ORANGE
XS-4XL
2862471

GOGGLES



ORANGE
2862561



LIME
2862559

509 KINGPIN OFF-ROAD GOGGLE

PREMIUM MATERIALS, ATTRACTIVE PRICE



FEATURES

- Oversized spherical lens delivers optimal peripheral vision
- Metal tear-off posts provide strength and durability
- Quick-change technology allows you to run the best lens tint for conditions



BLUE
2862562



STEALTH
2862560

509 MX6 OFF-ROAD GOGGLE

SUPER WIDE FIELD OF VIEW, ENGINEERED FOR DIRT



FEATURES

- PC outer lens with anti-scratch coating, and internal anti-fog coating
- Outriggers with latch system for quick lens change
- 45mm strap with silicone to hold strap in place



BLACK
2862557



RED/BLACK
2862558

APPAREL

RACING COLLECTION

RIDING GEAR

HELMETS & GOGGLES

MEN'S APPAREL

WOMEN'S APPAREL

MERCHANDISE

MEN'S APPAREL

BLACK
S-3XL | 2862569



NAVY
S-3XL | 2862570

NEW WORK VEST

RUGGED AND DURABLE VEST THAT'S IDEAL AS AN OUTDOOR LAYER

- Coated with Durable Water Repellency (DWR) to provide water-resistance
- 3M Thinsulate for added warmth with brushed flannel trim
- Three outer pockets for storage



CHARCOAL
S-3XL | 2860865



BRONZE
S-3XL | 2860864

FLANNEL JACKET

SHERPA FLEECE LINED JACKET DELIVERS EXCEPTIONAL WARMTH AND COMFORT

- Warm sherpa lined fleece material
- Insulation to keep you warm
- Plenty of storage for your valuables



FOREST GREEN
S-3XL | 2860862

GRAY
S-3XL | 2860863

BLACK
S-3XL | 2861608

WORK JACKET

WARM AND RUGGED JACKET THAT'S TOUGH FOR WORK AND STYLISH FOR PLAY

- Coated with Durable Water Repellency (DWR) to provide water-resistance
- Built in action back for increased range of motion
- 80g 3M Thinsulate for added warmth with brushed flannel trim
- One inner and four outer pockets for storage

SOFTSHELL JACKET

VERSATILE LIGHTWEIGHT JACKET THAT'S SURPRISINGLY WARM AND PERFECT FOR EVERYDAY WEAR

- Casual jacket armed with rugged and warm features for everyday wear
- Superior DWR prevents precipitation from saturating the jacket's exterior
- Lined with 280g of soft fleece for warmth
- Removable hood and underarm venting, three external pockets and one internal chest pocket

BLACK
S-3XL | 2861434

GRAY
S-3XL | 2861435

NEW
RED
S-3XL | 2862451



NEW REVOLVE VEST

REVERSIBLE

DURABLE AND WARM REVERSIBLE VEST OFFERS TWO STYLES IN ONE

- Durable windbreak outer fabric helps protect from the elements
- 140g 3M Thinsulate insulation keeps you warm in cold weather
- Reversible vest offers two unique styles in one



BLUE/ORANGE
S-3XL | 2862566

NEW WINDBREAKER JACKET

LIGHTWEIGHT, WINDPROOF JACKET THAT PROVIDES PROTECTION WHILE RIDING

- 100% polyester windproof fabric
- Lightweight construction makes it easy to pack
- Three external pockets allow for maximum storage

Black | S-3XL | 2861541



FORCE JACKET

PACKABLE JACKET OFFERS LIGHTWEIGHT PROTECTION, IDEAL FOR ANY ACTIVITY

- 140g 3M Thinsulate
- Plenty of storage with two external hand pockets and one internal media pocket
- Rugged YKK zippers
- Great for travel, compacts into pocket

Black | S-3XL | 2861432



BLACK/GRAY
S-3XL | 2862565



APPAREL

RACING COLLECTION

RIDING GEAR

HELMETS & GOGGLES

MEN'S APPAREL

WOMEN'S APPAREL

MERCHANDISE

NEW
TITAN MID-LAYER

EXTREMELY WARM YET BREATHABLE
MID-LAYER, PERFECT FOR RIDING

- 319g Polartec Thermal Pro rib sweater provides great warmth
- Quick drying moisture wicking helps keep you dry
- Breathable material moves sweat to the outer surface
- Nylon overlay is comfortable and light

BLUE/ORANGE
S-3XL | 2862567

BLACK
S-3XL | 2862568



NEW
TAN
S-3XL | 2862450

RED/BLACK
S-3XL | 2862490

NORTHSTAR MID-LAYER

VERSATILE MID-LAYER CAN BE WORN
ALONE OR AS AN EXTRA LAYER

- 280g of breathable fleece for added warmth
- Offers durable protection against the elements with a wear-resistant polyester face and wind-block layer on chest
- Designed to fit under outer shell when riding

BLACK/RED
S-3XL | 2862616

BLACK/GRAY
S-3XL | 2869925



BLACK
S-3XL | 2862489

NEW
JOURNEY HOODIE

DURABLE HOODIE DESIGNED FOR EVERY DAY WEAR

- Keeps the elements out with snug, rib-knit waist and cuffs
- Mock neck collar provides added protection and warmth
- Durable blended material made of 80% cotton, 20% polyester



TECH FULL-ZIP HOODIE

NEW Tan | S-3XL | 2862486
Gray | S-3XL | 2861493
Black/Blue | S-3XL | 2861494



CREW SWEATSHIRT

NEW Black | S-3XL | 2862488
Green | S-3XL | 2861498
Navy | S-3XL | 2861497



ICON HOODIE

NEW Gray | S-3XL | 2862487
Green | S-3XL | 2861495
Black | S-3XL | 2861496



ICON LONG SLEEVE

NEW Gray/Red | S-3XL | 2862505
Black | S-3XL | 2861584
Blue | S-3XL | 2861585



DASH LONG SLEEVE

NEW Gray | S-3XL | 2862504
Navy | S-3XL | 2861583
Black | S-3XL | 2861582



CHECKERED LONG SLEEVE

NEW Red | S-3XL | 2862506
Gray | S-3XL | 2861587
Black | S-3XL | 2861586



ICON TEE

NEW Green | S-3XL | 2862501
Black | S-3XL | 2861570
Blue | S-3XL | 2861571



STAMP TEE

NEW Black | S-3XL | 2862496
Gray | S-3XL | 2861565
Green | S-3XL | 2861564



CORE TEE

NEW Red | S-3XL | 2862502
Black | S-3XL | 2861572
Blue | S-3XL | 2861573

MEN'S CAMO

STEALTH CAMO HAT

Camo | One Size | 2861527



NORTHSTAR MID LAYER

Camo | S-3XL | 2861542



CAMO SOFTSHELL JACKET

Camo | S-3XL | 2861543



NEW

CAMO REVOLVE VEST

Camo | S-3XL | 2862572



NEW

PURSUIT HOODIE

Camo | S-3XL | 2862494



CAMO NECK GAITER

Camo | One Size | 2861948



CAMO TRUCKER HAT

Black | One Size | 2860613



HUNTER ORANGE HAT

Orange | S/M | 2860892
Orange | L/XL | 2862545



HUNTER ORANGE BEANIE

Orange | One Size | 2862595

MEN'S BALL CAPS



ELLIPSE PATCH TRUCKER HAT

NEW Light Gray | One Size | 2862539
Gray | One Size | 2861531
Black | One Size | 2861533
Navy | One Size | 2861532



NEW HIGHLAND CAP

Tan | One Size | 2860893
Gray | One Size | 2862544



CORE CAP

NEW Gray | One Size | 2862594
Navy | One Size | 2861523
Black | One Size | 2861524



TONAL HAT

Black/Red | One Size | 2861526
Navy | One Size | 2861525



NEW CLASSIC CAP

Gray | One Size | 2862543
Navy | One Size | 2862597



CHECKERED HAT

Blue | One Size | 2861520
Black | One Size | 2861522
Gray | One Size | 2861521



RETRO CAP

NEW Navy | One Size | 2862538
Gray/Red | One Size | 2869542
Gray/Orange | One Size | 2861536

APPAREL

RACING COLLECTION

RIDING GEAR

HELMETS & GOGGLES

MEN'S APPAREL

WOMEN'S APPAREL

MERCHANDISE

WOMEN'S APPAREL

NEW
BLUE
S-3XL | 2862460

BLACK
S-3XL | 2862563



BLACK
S-3XL | 2861437

GRAY/BLUE
S-3XL | 2861439

BLUE
S-3XL | 2862564

SOFTSHELL JACKET

LIGHTWEIGHT PERFORMANCE THAT'S SURPRISINGLY WARM AND PERFECT FOR EVERYDAY WEAR

- Superior DWR prevents precipitation from saturating the jacket's exterior
- Lined with 280g of soft fleece for warmth
- Removable hood and underarm venting, three external pockets and one internal chest pocket



BLACK
S-3XL | 2862457

DUSTY ROSE
S-3XL | 2862456

BLACK
S-3XL | 2861433

NEW REVOLVE VEST

DURABLE AND WARM REVERSIBLE VEST OFFERS TWO STYLES IN ONE

- Durable windbreak outer fabric protects you from the elements
- 140g 3M Thinsulate insulation keeps you warm in cold weather
- Reversible vest offers two unique styles in one

FORCE JACKET

PACKABLE JACKET OFFERS LIGHTWEIGHT PROTECTION, IDEAL FOR ANY ACTIVITY

- 140g 3M Thinsulate
- Plenty of storage with two external hand pockets and one internal media pocket
- Rugged YKK zippers
- Great for travel, compacts into pocket

NEW WORK JACKET

WARM AND RUGGED JACKET THAT'S TOUGH FOR WORK AND STYLISH FOR PLAY

- Coated with DWR to provide water-resistance
- Built-in action back for increased range of motion
- 80g 3M Thinsulate for added warmth with brushed flannel trim
- One inner and four outer pockets for storage



BLACK/GRAY
S-3XL | 2862458

DUSTY ROSE
S-3XL | 2862459

TITAN MID-LAYER

EXTREMELY WARM YET BREATHABLE MID-LAYER, PERFECT FOR RIDING

- 319g Polartec Thermal Pro rib sweater provides great warmth
- Quick drying moisture wicking helps keep you dry
- Breathable material moves sweat to the outer surface
- Nylon overlay is comfortable and light



NEW
PURSUIT HOODIE
Camo | S-3XL | 2862517



NEW JOURNEY HOODIE

Black | S-3XL | 2862515
Blue | S-3XL | 2862516

TECH FULL-ZIP HOODIE

Maroon | S-3XL | 2861509
Gray | S-3XL | 2861508

ICON HOODIE

NEW White | S-3XL | 2862512
Black | S-3XL | 2861506
Maroon | S-3XL | 2861507



NEW ADVENTURE CREW

Dusty Rose | S-3XL | 2862513
Black | S-3XL | 2862514

NEW ADVENTURE TEE

Teal | S-3XL | 2862629
Black Frost | S-3XL | 2862628

THINK OUTSIDE TEE

NEW Pink | S-3XL | 2862518
Black | S-3XL | 2861590
Blue | S-3XL | 2861591

MERCHANDISE



STEEL SIGN

35.6 cm x 91.4 cm | 2860868



ALUMINUM SIGN

55.9 cm | 2860867



WOOD SIGN

26.7 cm x 61 cm | 2860866



NEW
KICKBACK ROCKER

2862626



NEW
FREESTYLE ROCKER

2862625



NEW
EASY CHAIR

2862627



NEW
QUICK-E-SEAT

2862624



NEW
FOLDING TABLE

2861620



NEW
POLARIS PARKING SIGN

2869934



NEW
POLARIS FLAG

91.4 cm x 152.4 cm | 2869928



NEW
HITCH COVER

2861623



PINT GLASSES (SET OF 2)

2860815



12oz CAMPER MUG

2861612



17oz WATER BOTTLE

2861611



NEW
23oz WATER BOTTLE

2862685



15oz CAMPFIRE MUG

2861613



KEYCHAIN

2861614



LEATHER LOOP KEYCHAIN

2861615



NEW
LICENSE PLATE HOLDER

2862687



APPAREL

RACING COLLECTION

RIDING GEAR

HELMETS & GOGGLES

MEN'S APPAREL

WOMEN'S APPAREL

MERCHANDISE

HARDEST WORKING.

SMOOTHEST RIDING.



Availability varies by market, check your local dealer for availability. Image taken on private land. The use of vehicles in similar environments in your jurisdiction may be prohibited per locally applicable laws and regulations. Campfire in similar environments in your jurisdiction may be prohibited per locally applicable laws and regulations. Keep your campfire safe, and make sure you can control it at all times. Know your locally applicable laws and regulations. Crossing water in similar environments may be prohibited in your jurisdiction.

Warning: Polaris off-road vehicles can be hazardous to operate and are not intended for on-road use. Driver must be at least 16 years old with a valid driver's license to operate. All riders should always wear helmets, eye protection and protective clothing and footwear. Read, understand and follow your owner's manual. Ride within the limits of your own abilities and never engage in stunt or exhibition driving. Never ride under the influence of drugs or alcohol. All riders should take a safety training course. Call 800-342-3764 for additional information.

Unless noted, trademarks are the property of Polaris Industries Inc. 3M® and Thinsulate® are registered trademarks of 3M Company. 509® is a registered trademark of Teton Outfitters, LLC. Apple® and App Store® are registered trademarks of Apple Inc. BatteryMinder® is a registered trademark of VDC Electronics Inc. Bluetooth® is a registered trademark of Bluetooth Sig, Inc. Caliber® is a trademark of Caliber, Inc. Carhartt® is a registered trademark of Carhartt, Inc. COOLCORE® is a registered trademark of COOLCORE LLC. Facebook® is a registered trademark of Facebook, Inc. Fidlock® is a registered trademark of Fidlock GmbH. Google Play® is a registered trademark of Google, Inc. GoPro® is a registered trademark of GoPro Inc. Homelink® is a registered trademark of Gentex Corporation. Instagram® is a registered trademark of Instagram, LLC. KOLPIN® and KOLPIN STRONGHOLD® are registered trademarks of Polaris Industries Inc. MB Quart® is a registered trademark of Maxxsonics USA Inc. Otter® is a registered trademark of Otter Outdoors, LLC. Polartec® is a registered trademark of MME-PCO, LLC. Rhino Grip® is a registered trademark of Polaris Industries Inc. RHINO-RACK® is a registered trademark of Rhino Rack Australia Pty Limited. RIGID® is a trademark of JST Performance, LLC d/b/a Rigid Industries LLC. SMART BOARD® is a registered trademark of MART TECHNOLOGIES ULC UNLIMITED LIABILITY CORPORATION CANADA. Tiger Drylac® is a registered trademark of Tiger Coatings GMBH & CO. KG. TEKVEST® is a registered trademark of 1181676 ONTARIO INC. Twitter® is a registered trademark of Twitter, Inc. WALKER EVANS RACING® is a registered trademark of Walker Evans Enterprises Incorporated. Yeti® is a registered trademark of Yeti Coolers, LLC. YKK® is a registered trademark of YKK Corporation. YouTube® is a registered trademark of Google Inc. Prices, Fitment and Availability are subject to change at any moment. Copyright © 2021 Polaris Industries Inc. All rights reserved.

POLARIS

MY21 RANGER APP ACC EMEA